

Interreg



Co-funded by
the European Union

NEXT Black Sea Basin

Step2CleanPlan

Activity 1.1: Current Situation and Capacity Analyses in Climate Change Adaptation

Step 2: Joint Analysis of Existing Strategies and Planning Capacity

Step2CleanPlan Work Package: 1

‘COOPERATION FOR SUSTAINABLE ENERGY & CLIMATE ACTIONS’ PLANNING AND MONITORING

Contract no: BSB00004

From 01/07/2024 to 31/12/2025

Date: 15/03/2025

Version: Final

1	INTRODUCTION	2
2	ASSESSMENT OF LOCAL AND REGIONAL AUTHORITIES' CAPACITY	2
2.1	CAPACITY OF LOCAL AND REGIONAL AUTHORITIES	2
2.1.1	<i>Uzunköprü Municipality (Türkiye)</i>	2
2.1.2	<i>Kalamaria Municipality (Greece)</i>	3
2.1.3	<i>Burgas and Varna (Bulgaria)</i>	3
2.2	SWOT ANALYSIS: LOCAL AND REGIONAL AUTHORITIES' CAPACITY	3
2.3	BEST PRACTICES AND COMMON CHALLENGES	4
3	EVALUATION OF EXISTING PLANNING CAPACITIES	4
3.1	PLANNING FOR CARBON REDUCTION, ENERGY EFFICIENCY & ADAPTATION	4
3.1.1	<i>Uzunköprü</i>	4
3.1.2	<i>Kalamaria</i>	4
3.1.3	<i>Burgas & Varna</i>	4
3.2	IDENTIFIED GAPS & RECOMMENDATIONS	4
4	ANALYSIS OF RECOVERY AND RESILIENCE PLANS (REPOWEREU)	5
4.1	CURRENT IMPLEMENTATION & REPOWEREU ALIGNMENT	5
4.1.1	<i>Uzunköprü</i>	5
4.1.2	<i>Kalamaria</i>	5
4.1.3	<i>Burgas & Varna</i>	6
4.2	OPPORTUNITIES FOR STRENGTHENING REPOWEREU CONTRIBUTIONS	6
5	JOINT ANALYSIS & STAKEHOLDER SURVEY FINDINGS	6
5.1	LOCAL AND REGIONAL AUTHORITIES' CAPACITY & STAKEHOLDER ENGAGEMENT	7
5.1.1	<i>Assessment of Institutional Capacity</i>	7
5.1.2	<i>SWOT Analysis (Revised with Stakeholder Insights)</i>	7
5.1.3	<i>Common Challenges Identified from Both Reports</i>	8
5.2	EVALUATION OF EXISTING PLANNING CAPACITIES & STAKEHOLDER PRIORITIES	8
5.2.1	<i>Climate Planning Initiatives by Region</i>	8
5.2.2	<i>Identified Gaps & Recommendations</i>	9
5.3	REPOWEREU IMPLEMENTATION & STAKEHOLDER ALIGNMENT	10
5.3.1	<i>Current Climate Action Plans & Stakeholder Priorities</i>	10
5.3.2	<i>Opportunities for Strengthening REPowerEU Contributions</i>	10
5.4	STAKEHOLDER ENGAGEMENT STRATEGY	11
5.4.1	<i>Localized Strategies for Each Region</i>	11
5.4.2	<i>Common Regional Actions</i>	12
5.4.3	<i>Implementation Timeline</i>	12
	ANNEX I – SURVEY RESULTS OF UZUNKÖPRÜ MUNICIPALITY	13
	ANNEX II – SURVEY RESULTS OF ANATOLIKİ	27
	ANNEX III – SURVEY RESULTS OF DISTRICT GOVERNMENT BURGAS AND ASSOCIATION BIONETWORK	31

1 INTRODUCTION

The objective of Step2CleanPlan Activity 1.1: Current Situation and Capacity Analyses in Climate Change Adaptation / Step 2: Joint Analysis of Existing Strategies and Planning Capacity is to integrate findings from Step 1: Review of Existing Strategies and Context Analysis Report / 1.1.a and 1.1.b into a comprehensive analysis of existing strategies and planning capacities for climate change adaptation in the target areas Edirne, Kalamaria, Burgas, and Varna. This involves assessing the capacity of local and regional authorities to implement adaptation strategies while evaluating their existing planning frameworks related to carbon emissions, energy efficiency, and adaptation measures. Additionally, the analysis examines how Recovery and Resilience Plans are being applied within the framework of REPowerEU, identifying their effectiveness and potential for enhancing climate adaptation efforts.

The report includes several key sections. Assessment Of Local And Regional Authorities' Capacity focuses on assessing the capacity of local and regional authorities. This involves compiling findings from Activity 1.1 to evaluate their capabilities in each target area. A comparison of strengths, weaknesses, opportunities, and threats across different regions takes place, highlighting common challenges and identifying best practices or successful examples.

Evaluation Of Existing Planning Capacities evaluates existing planning capacities, particularly in minimizing carbon emissions, ensuring energy efficiency, and implementing adaptation measures. It identifies gaps in current plans and proposes potential improvements to enhance their effectiveness.

Analysis Of Recovery And Resilience Plans (RepowerEU) analyzes the application of Recovery and Resilience Plans (REPowerEU) in different regions, assessing their alignment with REPowerEU objectives. It also explores opportunities to leverage these plans for strengthening climate adaptation and resilience efforts.

Following these sections, the Joint Analysis & Stakeholder Survey Findings presents a comprehensive assessment of the capacities, challenges, and opportunities for climate action in Uzunköprü (Türkiye), Kalamaria (Greece), and Burgas & Varna (Bulgaria). By integrating quantitative survey data with qualitative institutional analysis, the section provides a deeper understanding of climate resilience efforts across the four regions.

2 ASSESSMENT OF LOCAL AND REGIONAL AUTHORITIES' CAPACITY

2.1 Capacity of Local and Regional Authorities

The report highlights varying levels of capacity among local and regional authorities in target areas, of Türkiye (Uzunköprü), Greece (Kalamaria), and Bulgaria (Burgas and Varna).

2.1.1 Uzunköprü Municipality (Türkiye):

The municipality recently established the Climate Change and Zero Waste Department in 2022, demonstrating its commitment to climate action. While it has limited prior experience in climate

adaptation, it is actively leveraging EU-funded projects to strengthen its expertise. One of the key initiatives supporting capacity building and sustainability strategies is the Step2CleanPlan project, which plays a significant role in advancing these efforts.

2.1.2 Kalamaria Municipality (Greece):

Kalamaria has a long-standing commitment to sustainable urban planning, implementing key strategies to enhance environmental responsibility. The Sustainable Energy Action Plan (SEAP) focuses on reducing emissions and promoting energy efficiency, while the Building Energy Efficiency Plan (SEAK) supports sustainable public infrastructure upgrades. Additionally, the Sustainable Urban Mobility Plan (SUMP) prioritizes cleaner transportation solutions. The region also aligns its efforts with the National Climate Change Adaptation Strategy (NCCAS), further reinforcing its dedication to climate resilience and sustainability.

2.1.3 Burgas and Varna (Bulgaria):

These municipalities actively participate in EU and national climate resilience projects, demonstrating their commitment to sustainable development. The National Plan for Recovery and Sustainability allocates 53.66% of total planned costs toward green transition efforts, emphasizing the importance of environmental initiatives. Burgas and Varna, in particular, benefit from integrated regional strategies that focus on renewable energy and waste management, further strengthening their sustainability efforts.

2.2 SWOT Analysis: Local and Regional Authorities' Capacity

This section evaluates the strengths, weaknesses, opportunities, and threats (SWOT) related to the capacity of local and regional authorities in Uzunköprü, Kalamaria, Burgas, and Varna. By analyzing key factors such as institutional support, policy implementation, and external challenges, the SWOT framework is aimed to provide a clear understanding of each municipality’s climate resilience efforts. The findings highlight both existing capabilities and areas for improvement, helping to identify strategic opportunities for future action.

Factor	Strengths	Weaknesses	Opportunities	Threats
Uzunköprü	EU-funded projects, recent institutional reforms	Lack of prior experience, limited infrastructure	Collaboration with EU initiatives	Vulnerability to climate risks
Kalamaria	Established climate policies, diverse action plans	Need for further integration with national policies	European Green Deal alignment	Increasing flood risks
Burgas & Varna	Strong national support, renewable energy investments	Implementation challenges, resource constraints	EU recovery funds, regional cooperation	Extreme weather events

2.3 Best Practices and Common Challenges

Several best practices highlight successful climate resilience efforts across the regions. Uzunköprü's stakeholder engagement model fosters local awareness and participation, strengthening community involvement in sustainability initiatives. Kalamaria's integrated action plans ensure a cross-sectoral approach to sustainability, promoting coordinated and effective climate strategies. Meanwhile, Bulgaria's national recovery plans provide long-term financial support for green policies, reinforcing the country's commitment to environmental progress.

Despite these successes, certain challenges remain. Smaller municipalities often face limited financial and technical resources, making it difficult to implement large-scale climate initiatives. Additionally, stronger inter-regional coordination is needed to enhance the effectiveness of policy implementation and ensure a more cohesive approach to sustainability across different municipalities.

3 EVALUATION OF EXISTING PLANNING CAPACITIES

3.1 Planning for Carbon Reduction, Energy Efficiency & Adaptation

The research identifies varying degrees of climate planning capacities across the target regions:

3.1.1 Uzunköprü

The municipality is currently developing recovery and resilience strategies through EU-funded projects, aiming to strengthen its sustainability efforts. Future plans focus on enhancing waste-to-energy projects, expanding renewable energy initiatives, and promoting energy-efficient urban development to support long-term environmental and economic resilience.

3.1.2 Kalamaria

The municipality implements multi-sector energy efficiency plans that encompass various initiatives to enhance sustainability. These include energy-efficient public transport and buildings, and the integration of renewable energy into urban planning. Together, these efforts contribute to a more sustainable and resilient urban environment.

3.1.3 Burgas & Varna

The region prioritizes adaptation and sustainability strategies, focusing on key initiatives to enhance environmental resilience. Efforts include expanding solar and wind energy projects, improving urban resilience to extreme weather events, and strengthening coastal protection programs. These measures aim to support long-term sustainability and mitigate the impacts of climate change.

3.2 Identified Gaps & Recommendations

Gaps	Recommendations
Inconsistent data monitoring systems	Develop a unified data collection and analysis framework
Limited funding for climate projects in smaller municipalities	Increase access to EU and national funding streams
Need for stronger inter-regional collaboration	Establish cross-border partnerships for knowledge exchange

The above table outlines key gaps in climate action efforts across the regions and provides recommendations to address these challenges. Issues such as inconsistent data monitoring, limited funding for smaller municipalities, and the need for stronger inter-regional collaboration hinder effective implementation. To overcome these obstacles, proposed solutions include developing a unified data collection framework, expanding access to EU and national funding, and fostering cross-border partnerships for knowledge exchange.

4 ANALYSIS OF RECOVERY AND RESILIENCE PLANS (REPOWEREU)

4.1 Current Implementation & REPowerEU Alignment

The REPowerEU Plan is a European Commission initiative designed to reduce reliance on fossil fuels, particularly those imported from Russia, while accelerating the transition to clean energy. It focuses on increasing energy efficiency, expanding the adoption of renewable energy sources like solar and wind, and diversifying energy supply chains to enhance energy security. The plan also includes measures to streamline permitting processes for renewable projects, promote hydrogen and biomethane development, and support energy-saving initiatives across industries and households. Additionally, REPowerEU plays a key role in strengthening climate resilience by investing in sustainable infrastructure and cross-border energy cooperation, ensuring a more secure and sustainable energy future for Europe.

The ongoing projects across the four regions align with the REPowerEU Plan across multiple dimensions.

4.1.1 Uzunköprü

The Green Urban Resilience project aligns with REPowerEU objectives by incorporating green urban planning into local development strategies. As part of this initiative, efforts are underway to develop energy efficiency measures and implement sustainable waste management solutions, contributing to a more resilient and environmentally friendly urban landscape.

4.1.2 Kalamaria

The municipality is actively implementing the Municipal Emissions Reduction Plan (MERP) to lower carbon emissions and enhance sustainability. Additionally, it aligns with EU directives by

promoting transport decarbonization and adopting energy-efficient housing policies, reinforcing its commitment to environmental responsibility.

4.1.3 Burgas & Varna

Bulgaria's National Recovery Plan allocates over 50% of its budget to climate action, emphasizing key areas for sustainable development. The plan focuses on accelerating the deployment of renewable energy, advancing hydrogen energy initiatives, and enhancing climate adaptation strategies in coastal cities. These efforts aim to strengthen the country's resilience to climate change while promoting a greener economy.

4.2 Opportunities for Strengthening REPowerEU Contributions

Opportunity	Potential Benefits
Scaling up energy efficiency investments	Lower energy costs & reduced environmental impact
Scaling up renewable energy investments	Increased energy independence & lower emissions
Enhancing cross-regional cooperation	Shared best practices & funding opportunities
Developing climate-smart urban policies	Improved resilience & public health benefits

The above table highlights key opportunities for advancing climate action and their potential benefits. Expanding investments in energy efficiency and renewable energy can lead to lower costs, reduced environmental impact, and increased energy independence. Strengthening cross-regional cooperation fosters knowledge sharing and access to funding opportunities, while the development of climate-smart urban policies enhances resilience and promotes public health. These initiatives contribute to a more sustainable and climate-resilient future.

5 JOINT ANALYSIS & STAKEHOLDER SURVEY FINDINGS

This section combines the Joint Analysis Report with insights from the Stakeholder Survey Analysis, providing a comprehensive assessment of the capacities, challenges, and opportunities for climate action in Uzunköprü (Türkiye), Kalamaria (Greece), and Burgas & Varna (Bulgaria). Integrating both reports provides a more comprehensive understanding by combining quantitative survey data with qualitative institutional analysis, creating a more comprehensive picture of climate resilience efforts across the regions.

5.1 Local and Regional Authorities' Capacity & Stakeholder Engagement

5.1.1 Assessment of Institutional Capacity

The Joint Analysis revealed differences in capacity among the municipalities. Uzunköprü recently established a Climate Change and Zero Waste Department in 2022, taking advantage of EU-funded projects but struggling with infrastructure limitations. Kalamaria has well-developed sustainability plans that align with both national and EU policies, ensuring a structured approach to climate action. Meanwhile, Burgas and Varna benefit from strong national support, but they continue to face challenges in effectively implementing their climate initiatives.

The Stakeholder Survey reinforces these findings, indicating that while climate policy awareness is high across all regions, participation and implementation capabilities vary significantly. Climate awareness levels are strong, with 83.9% of respondents in Uzunköprü, 87.5% in Kalamaria, and 97.2% in Burgas & Varna acknowledging the importance of climate policies. However, familiarity with the Sustainable Energy and Climate Action Plan (SECAP) differs widely—100% of respondents in Kalamaria recognize it, while only 54.8% in Uzunköprü and 44.4% in Bulgaria are aware of it. When it comes to active participation in climate initiatives, engagement remains low in Uzunköprü, with only 29% of respondents involved, compared to 75% in Kalamaria and 86.1% in Burgas & Varna.

5.1.2 SWOT Analysis (Revised with Stakeholder Insights)

The table below presents a SWOT (Strengths, Weaknesses, Opportunities, and Threats) analysis of four municipalities—Uzunköprü (Türkiye), Kalamaria (Greece), and Burgas & Varna (Bulgaria)—in relation to their climate policies and sustainability efforts. Each municipality has unique strengths, challenges, and opportunities in addressing climate change, influenced by factors such as funding availability, policy frameworks, and environmental risks.

Factor	Strengths	Weaknesses	Opportunities	Threats
Uzunköprü	EU-funded projects, newly established climate department	Low participation in climate initiatives, lack of SECAP familiarity	Stakeholder engagement model, potential for increased public awareness	Vulnerability to climate risks
Kalamaria	Strong climate policies, high participation in sustainability efforts	Bureaucracy, need for further integration with national policies	European Green Deal alignment, urban mobility improvements	Flood risks, financial constraints
Burgas & Varna	High climate awareness, strong national support	Limited SECAP familiarity, lack of training	EU recovery funds, renewable energy expansion	Extreme weather events, need for improved coastal protection

Uzunköprü benefits from EU-funded projects and a newly established climate department, yet faces challenges in low participation and limited familiarity with Sustainable Energy and Climate Action Plans (SECAP). Opportunities exist in stakeholder engagement, but climate risks pose a significant threat.

Kalamaria demonstrates strong climate policies and high public participation, but bureaucracy and the need for national policy integration remain obstacles. Alignment with the European Green Deal presents growth potential, while flood risks and financial constraints pose challenges.

Burgas & Varna enjoy strong climate awareness and national support but require more SECAP training and capacity building. Access to EU recovery funds and renewable energy expansion provide opportunities, while extreme weather and coastal vulnerabilities highlight ongoing risks.

5.1.3 Common Challenges Identified from Both Reports

The analysis highlights several key challenges in climate resilience efforts across the regions. Limited financial and technical resources remain a significant barrier, particularly in Uzunköprü and certain municipal sectors in Bulgaria. Additionally, there is a strong need for better inter-regional coordination, as stakeholders across all three regions recognize collaboration opportunities but lack formal mechanisms to facilitate joint action. While climate awareness is generally high, gaps in public engagement persist, with participation levels lowest in Uzunköprü and varying across Bulgaria.

The survey results offer actionable insights to address these challenges. Notably, 75% of respondents across all regions see potential for municipal collaboration, suggesting a viable path forward for strengthening cooperation. Training needs also emerge as a priority, with energy efficiency and waste management ranking highest in Türkiye and Greece, while Bulgaria focuses on improving climate project management and access to funding.

5.2 Evaluation of Existing Planning Capacities & Stakeholder Priorities

5.2.1 Climate Planning Initiatives by Region

This below table provides an overview of climate planning strengths and stakeholder support in three municipalities—Uzunköprü, Kalamaria, and Burgas & Varna—based on survey insights. Each municipality is advancing sustainability through various initiatives, from waste-to-energy projects to renewable energy expansion. However, stakeholder engagement levels and policy integration challenges vary, influencing the effectiveness of these efforts.

Municipality	Climate Planning Strengths	Stakeholder Support (Survey Insights)
Uzunköprü	Developing waste-to-energy projects and resilience strategies through EU-funded projects	67.7% strongly support carbon neutrality by 2030, but engagement is low (only 29% active in initiatives)

Municipality	Climate Planning Strengths	Stakeholder Support (Survey Insights)
Kalamaria	Energy-efficient buildings, and public transport	High alignment with SECAP (100%) but needs more policy integration
Burgas & Varna	Expanding solar/wind energy, enhancing urban resilience	77.8% of stakeholders have sustainability goals but lack structured implementation

Uzunköprü is leveraging EU-funded projects to develop waste-to-energy solutions and resilience strategies, but while 67.7% of respondents strongly support carbon neutrality by 2030, only 29% actively participate in climate initiatives. Kalamaria has made significant progress in energy-efficient buildings, and public transport, with full alignment to SECAP, yet requires stronger policy integration. Burgas & Varna are expanding solar and wind energy while enhancing urban resilience, with 77.8% of stakeholders setting sustainability goals, though structured implementation remains a challenge.

5.2.2 Identified Gaps & Recommendations

The below table outlines critical gaps in climate action across Uzunköprü, Kalamaria, and Burgas & Varna, based on stakeholder survey findings, along with recommended strategies to address them. Despite strong awareness of climate policies, challenges remain in data monitoring, funding access, and regional collaboration, all of which impact the effectiveness of sustainability efforts.

Gap	Survey Findings	Recommendation
Inconsistent climate data monitoring	44.4% of Bulgarian stakeholders are aware of SECAP but lack detailed knowledge	Develop a unified data collection system across regions
Limited funding for municipal climate projects	All three regions cite funding access as a top barrier	Increase access to EU and national funding streams
Need for stronger inter-regional collaboration	75% of stakeholders see partnership opportunities but lack coordination frameworks	Establish cross-border partnerships for knowledge exchange

One major issue is inconsistent climate data monitoring, particularly in Bulgaria, where 44.4% of stakeholders are aware of SECAP but lack detailed knowledge. A unified data collection system across regions would help improve accuracy and policy implementation. Limited funding for municipal climate projects is another significant barrier, as all three regions cite difficulties in accessing financial resources. Expanding access to EU and national funding streams could accelerate project development. Finally, while inter-regional collaboration is widely seen as an opportunity—75% of stakeholders recognize its benefits—formal coordination frameworks are lacking. Establishing cross-border partnerships would facilitate knowledge exchange and joint climate initiatives.

5.3 REPowerEU Implementation & Stakeholder Alignment

5.3.1 Current Climate Action Plans & Stakeholder Priorities

The table below highlights how Uzunköprü, Kalamaria, and Burgas & Varna align with the REPowerEU Plan, the European strategy aimed at accelerating clean energy transitions and reducing dependence on fossil fuels. It also outlines key stakeholder priorities, reflecting local sustainability needs and opportunities for improvement.

Municipality	REPowerEU Alignment	Stakeholder Priorities
Uzunköprü	Green Urban Resilience project, energy efficiency measures	Solar energy investments, stronger SECAP engagement
Kalamaria	Municipal Emissions Reduction Plan (MERP), sustainable transport	More sustainable mobility infrastructure, better waste management
Burgas & Varna	National Plan focuses on renewables, hydrogen energy	Increased climate education, better funding access

Uzunköprü is advancing green urban resilience and energy efficiency initiatives, with stakeholders prioritizing solar energy investments and stronger engagement with SECAP. Kalamaria’s Municipal Emissions Reduction Plan (MERP) and sustainable transport projects align well with REPowerEU goals, while stakeholders emphasize the need for more sustainable mobility infrastructure and improved waste management. In Burgas & Varna, the national climate strategy focuses on renewables and hydrogen energy, yet stakeholders highlight the importance of climate education and better funding access for implementation.

5.3.2 Opportunities for Strengthening REPowerEU Contributions

The table below outlines strategic opportunities for strengthening climate resilience and sustainability across municipalities, along with their potential benefits and stakeholder support. By scaling up energy efficiency investments, enhancing cross-regional cooperation, and developing climate-smart urban policies, municipalities can drive meaningful progress in their climate agendas.

Opportunity	Potential Benefits	Stakeholder Alignment
Scaling up energy efficiency investments	Lower costs & reduced emissions	75.9% of Uzunköprü respondents need training in energy efficiency
Enhancing cross-regional cooperation	Shared best practices & funding	75% of respondents see municipal collaboration as beneficial

Opportunity	Potential Benefits	Stakeholder Alignment
Developing climate-smart urban policies	Improved resilience & public health	100% of Kalamaria stakeholders support climate education

Expanding energy efficiency investments could lead to lower costs and reduced emissions, aligning with the needs of 75.9% of Uzunköprü stakeholders who seek training in this area. Cross-regional cooperation presents an opportunity for shared best practices and increased funding access, with 75% of respondents recognizing the value of municipal collaboration. Additionally, prioritizing climate-smart urban policies would enhance resilience and public health, a goal fully supported by Kalamaria’s stakeholders, all of whom endorse climate education initiatives.

5.4 Stakeholder Engagement Strategy

5.4.1 Localized Strategies for Each Region

✓ Uzunköprü:

To enhance climate action efforts, increasing public awareness of SECAP through targeted training programs is essential. Strengthening institutional governance by implementing internationally recognized standards, such as ISO 14001 and ISO 50001, can improve environmental and energy management practices. Additionally, expanding energy efficiency initiatives and solar energy projects, with the support of EU grants, will further accelerate sustainable development and resilience across municipalities.

✓ Kalamaria:

Securing additional EU funding is crucial to reducing reliance on municipal budgets and ensuring the long-term sustainability of climate initiatives. Expanding electric vehicle infrastructure and bike-sharing networks will promote cleaner transportation options and reduce urban emissions. Additionally, integrating climate adaptation strategies into urban planning will help municipalities build resilience against environmental challenges while fostering sustainable development.

✓ Burgas & Varna:

Enhancing public awareness campaigns on climate policies is essential for increasing engagement and fostering a culture of sustainability. Strengthening waste management and circular economy initiatives will help reduce environmental impact and promote resource efficiency. Additionally, expanding green procurement policies for businesses and institutions will encourage the adoption of sustainable practices and drive broader environmental responsibility.

5.4.2 Common Regional Actions

Increasing climate education and training is a key priority, with a focus on developing regional programs covering clean energy, waste management, and climate policy, as well as integrating climate education into school curricula.

Improving funding access and financial incentives can further support sustainability efforts by helping municipalities secure EU and national grants and offering tax breaks to businesses adopting green practices.

Strengthening public-private partnerships is also essential, with the establishment of regional sustainability hubs to facilitate knowledge sharing and collaboration.

Additionally, expanding waste management and sustainable energy projects through greater investment in waste sorting and recycling infrastructure, along with promoting energy efficiency, solar and wind energy solutions, will drive long-term environmental and economic benefits across municipalities.

5.4.3 Implementation Timeline

In the short term, by January 2026, the focus will be on launching awareness campaigns and training sessions to increase public and institutional engagement with climate policies.

Over the mid-term, from 2026 to 2028, municipalities may implement key energy and waste management projects to enhance sustainability and resource efficiency.

In the long term, between 2028 and 2030, efforts may be scaled up to advance circular economy initiatives and work toward achieving climate neutrality.

ANNEX I – Survey Results of Uzunköprü Municipality

This report includes the analysis of the stakeholder engagement survey conducted as part of the Step2CleanPlan Project between 27.12.2024 and 31.01.2025 in Uzunköprü region Türkiye. The survey was conducted to evaluate the awareness levels, participation status, and future commitments of institutions from various sectors in the Uzunköprü region regarding sustainability and climate change.

Participant Profile

A total of 31 individuals from 9 different institutions participated in the survey. The distribution of participants is as follows:

- Uzunköprü Municipality Units: 45.1%
- Others (Public Sector, Academic Institutions, etc.): 45.2%
- Non-Governmental Organizations (NGOs): 9.7%

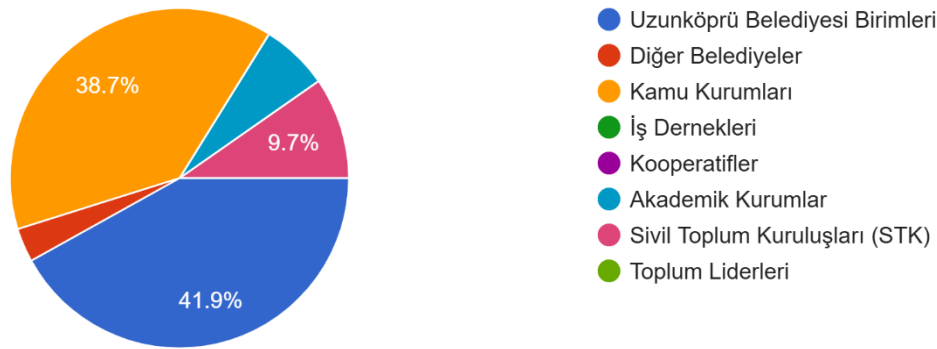


Figure1:

Distribution of the participants to the survey

The primary areas of responsibility for the institutions are as follows: education and awareness (61.3%), environment (41.9%), urban planning (35.5%), waste management (35.5%), water management (25.8%), energy (16.1%), transportation/mobility (12.9%), agriculture and food security (12.9%), tourism and/or culture (6.5%), and gender equality (3.2%).

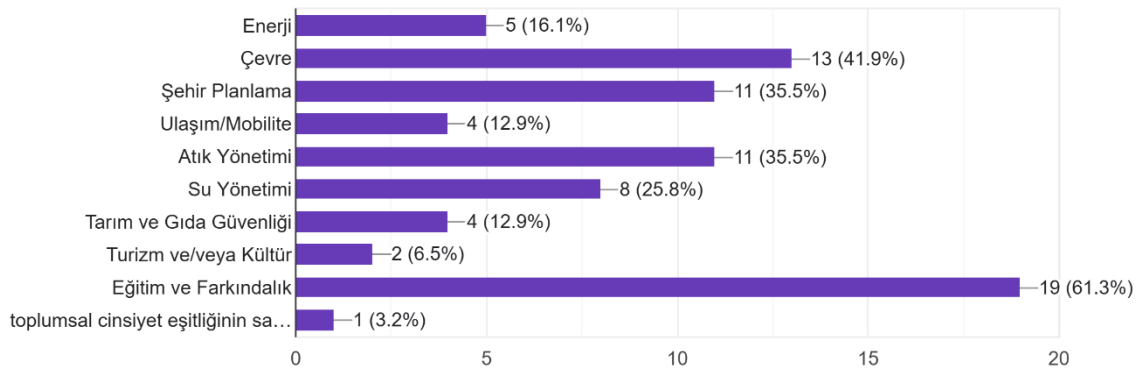


Figure 2: Distribution of the primary areas of responsibility for the institutions

Climate Change Awareness and Participation

A strong majority of respondents (83.9%) indicated that their organization is aware of the risks of climate change, while only 16.1% were uncertain about the tendency of their organization. However, 71% stated that their organization had not previously participated in climate action or sustainability initiatives.



Figure 3:

Comparison of climate change awareness and participation

The outstanding explanations provided by the participants who answered "Yes" in the survey (29%) are as follows:

- As the Uzunköprü City Council, they participated in all climate change panels, conferences, and actions happening in their area.
- In their educational curriculum, they provide students with information about the causes and consequences of climate change. They aim to raise awareness about the necessary measures to address these issues.
- To promote awareness, seminars were organized for students, and all teachers watched the seminar through the Teachers' Information Network. Events were also held for collecting waste oil, paper, batteries, and plastic for recycling, along with waste oil production and recycling applications.
- The Uzunköprü Environmental Volunteers Association, established in 1994, has been a pioneering and active NGO in Edirne, Thrace, and the Marmara Region. It has participated in Türkiye's first national environmental actions, from Bergama to Artvin, alongside its members. The association has also actively advocated for ecological rights in national and regional environmental platforms. One notable case includes defending the rights of farmers in Uzunköprü to "live in a clean environment and produce in the Ergene Plain," which are constitutional rights. Due to the government's failure to fulfill its responsibilities in this context, the farmers filed a lawsuit against the government. This lawsuit became the first environmental case in Türkiye's legal history that citizens filed and won. As a symbolic climate action and pioneering initiative, on October 10, 2010, the Uzunköprü Environmental Volunteers Association organized 200 residents from Uzunköprü to march along İstiklal Street in Istanbul's Beyoğlu district during the climate justice action held by the Global Action Group (KEG) for 350.org. Accompanied by the municipal band playing Thracian folk tunes, the group called for both climate justice and solutions to the pollution of the Ergene River.

41,9% of the participants have indicated that their organization has climate and sustainability initiatives. The breakdown of the various initiatives are as follows:

- Solar Energy: Implementation of solar energy projects, including the construction and operation of a solar power plant (GES project).
- Recycling and Waste Management: Collection and recycling of packaging waste according to its type.

- Water Conservation: Efforts to minimize water waste and raise awareness among students about changing environmental conditions.
- Energy Efficiency: Educating students on energy conservation and promoting policies for responsible energy use.
- Sustainability Education: Integrating climate change topics into the curriculum and participating in recycling projects.
- Resource Efficiency: Minimizing water and energy consumption and promoting waste oil collection.
- Long-term Commitment: Since 1994, promoting environmental awareness through actions, conferences, seminars, educational programs, and meetings, with records available in local, regional, and national media.

80% of the respondents answered the question on management system certifications. 92% out of these respondents indicated that their organization does not have any management system certifications. However, considering that all other participants in the same group as the individual who stated their organization has a certification answered otherwise, we can conclude that this response is likely incorrect. In this case, it becomes evident that efforts are needed in Uzunköprü regarding management system certification (including ISO 9001 – Quality Management, ISO 14001 – Environmental Management, ISO 50001 – Energy Management, ISO 14064 – Greenhouse Gas Emissions Management).

25.8% of the respondents stated that they are familiar with the Sustainable Energy and Climate Action Plan (SECAP), while 54.8% mentioned that they have heard of it but are unaware of its content. Meanwhile, 19.4% indicated that they had never heard of it. Respondents from the municipality and NGOs provided positive responses, whereas secondary education teachers mostly indicated that they had either never heard of it or had heard of it but did not know its content.

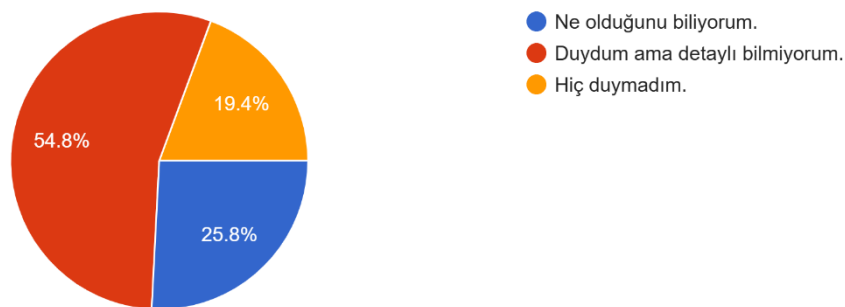


Figure 4: Distribution of answers on Sustainable Energy and Climate Action Plan (SECAP)

Climate Action Vision

The below chart illustrates the responses to the question: “How do you evaluate Uzunköprü Municipality's goal of aiming for carbon neutrality by 2030?”

The data suggests overwhelming support (67.7% strongly supporting and 25.8% supporting) for Uzunköprü Municipality's carbon neutrality goal by 2030. Efforts could focus on engaging the small undecided group through awareness campaigns, as opposition is negligible.

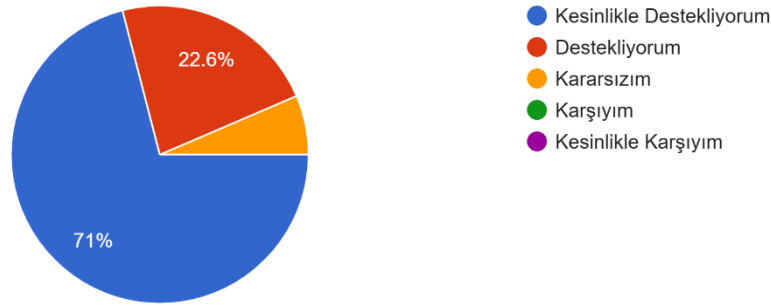


Figure 5: Distribution of answers on "How do you evaluate Uzunköprü Municipality's goal of aiming for carbon neutrality by 2030?"

The below chart presents the responses to the question: "Would your organization support a potential initiative by Uzunköprü Municipality to achieve carbon neutrality by 2030?"

A total of 93.5% of participants (strongly supporting or supporting) are in favor of the carbon neutrality initiative, reflecting widespread approval and readiness to act. Only a very small fraction expressed opposition or indecision, indicating that efforts to promote the initiative will likely face little resistance. The undecided group represents a small opportunity for outreach and education, as they may simply need further clarification or encouragement to shift toward support.

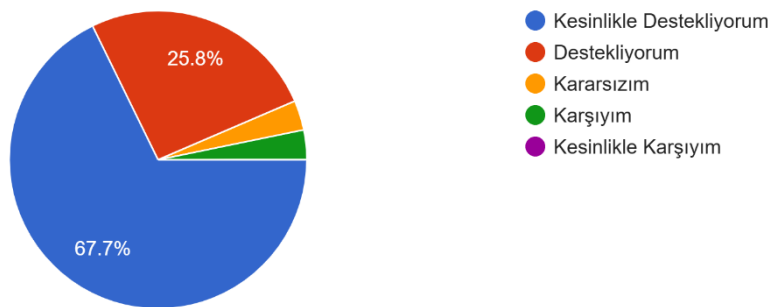


Figure 6: Distribution of answers on "Would your organization support a potential initiative by Uzunköprü Municipality to achieve carbon neutrality by 2030?"

Responses to the question, "Would your organization support Uzunköprü Municipality's Sustainable Energy and Climate Action Plan (SECAP)?" reveal that a combined 96.8% of participants (strongly support or support) are in favor of contributing to SECAP. This demonstrates widespread agreement and a strong willingness to take action. The undecided group is minimal, reflecting a highly favorable overall attitude toward SECAP, with only a small need for further outreach or clarification. Notably, there is no opposition, indicating a highly supportive environment for the municipality's SECAP goals.

Responses to the question, "Is your organization considering taking action toward green transformation?" reveal that a strong majority (70%) of organizations are already considering green transformation initiatives, indicating a clear readiness for sustainability efforts. The 26.7% who are unsure represent an opportunity for further communication and engagement to clarify their organization's intentions and foster participation. The small "No" group indicates minimal resistance, suggesting highly favorable conditions for advancing green transformation initiatives.

"Does your organization support Uzunköprü Municipality joining the Covenant of Mayors?" The results show that 73.3% of respondents are in favor, indicating strong approval and a favorable environment for this step. The 23.3% who are unsure may require more information about the Covenant, its goals, and its benefits. Targeted awareness efforts could help engage this group and turn them into supporters. The minimal number of negative responses suggests there are no significant barriers or opposition to this initiative.

Climate Action, Green Projects, Sustainable Practices

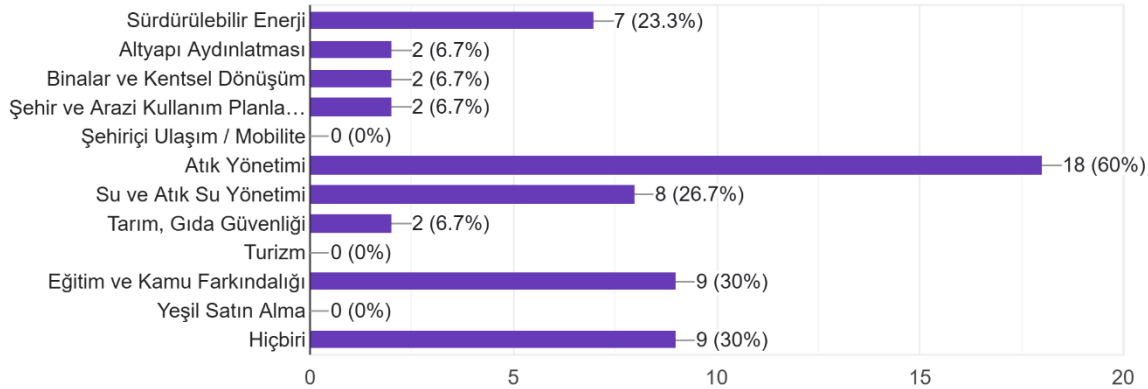


Figure 7: Focus areas of institutions

The chart shows the areas in which institutions have focused their climate actions, green projects, or sustainable practices over the past five years. Based on 30 responses, the following analysis can be made:

Most Common Areas of Action:

- Waste Management (18 responses, 60%)
- Education & Public Awareness (9 responses, 30%)
- Water & Wastewater Management (8 responses, 26.7%)

Moderate Levels of Action:

- Sustainable Energy (7 responses, 23.3%)
- Infrastructure Lighting, Green Buildings & Urban Transformation, Agriculture/Food Security (Each with 2 responses, 6.7%)

Areas with No or Very Little Action:

- Urban Mobility & Green Procurement (0 responses)
- Tourism (0 responses)

Institutions have focused on waste management and education but have not prioritized green procurement and sustainable transportation. While water management, energy efficiency, and awareness campaigns show positive trends, other areas require further development.

17 out of the 30 respondents have provided the following details about their achievements over the past five years:

- Installation of a solar power plant as part of the GES Project (Solar Energy System Project). The municipality, as a member of the Central Edirne Solid Waste Management Union, contributes to recycling by delivering waste to its regulated storage facility.

- To promote environmental awareness and sustainability, various initiatives have been carried out, including training sessions, conferences, and excursion programs. Special emphasis has been placed on protecting Thrace's fertile agricultural lands and forests, ensuring public health, and supporting legal actions on environmental issues, which have resulted in successful outcomes.
- Efforts in waste management and recycling include:

Education on climate change, along with waste management and clean environment initiatives within schools.

"Recycling at My School" (e-Twinning Project) and "Fanatic Hoops Collect Plastic Bottles" (TÜBİTAK 2204-B Project).

Classification of waste to encourage water conservation, waste oil collection, battery collection, and recycling.

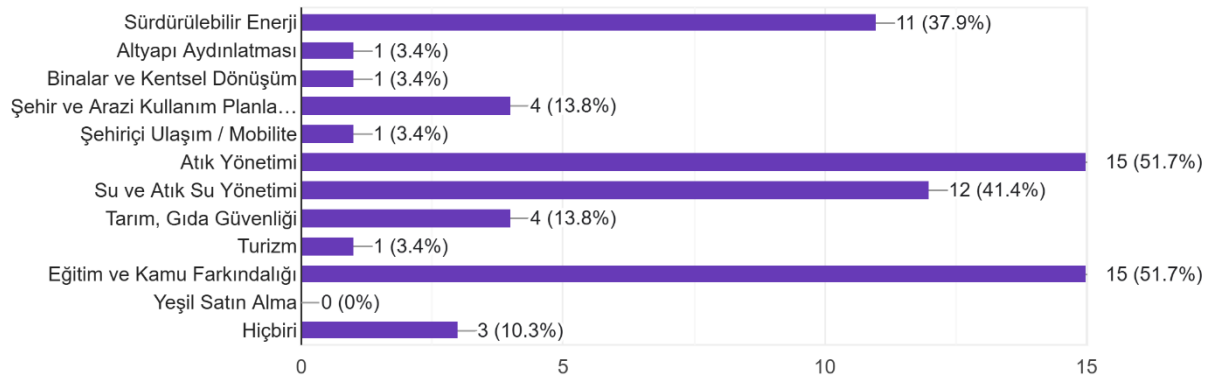


Figure 8: Areas institutions are planning to focus on in the coming five years

Based on the responses from 29 participants, the chart above provides insight into the areas institutions are planning to focus on in the coming five years.

Most Planned Areas of Action:

- Waste Management (15 responses, 51.7%)
- Education and Public Awareness (15 responses, 51.7%)

Other Significant Areas:

- Water and Wastewater Management (12 responses, 41.4%)
- Sustainable Energy (11 responses, 37.9%)

Moderate Planning:

- Urban and Land Use Planning (4 responses, 13.8%)
- Agriculture and Food Security (4 responses, 13.8%)

Least Planned Areas:

- Infrastructure Lighting (1 response, 3.4%), Green Buildings and Urban Transformation (1 response, 3.4%), and Urban Mobility (1 response, 3.4%)
- Tourism (1 response, 3.4%)

- Green Procurement (0 responses)
- None (3 responses, 10.3%)

Institutions are primarily focusing on waste management, education, and water conservation, which are critical for sustainability. Areas like green procurement, urban mobility, and tourism have been largely neglected, despite their relevance to environmental impact. Efforts in sustainable energy and water management show positive trends, but there is room to expand actions in urban planning, agriculture, and infrastructure.

13 out of the 29 respondents have provided the following details about the institutional plans for the coming five years. Efforts are being made in the field of waste management, including the establishment of waste collection centers and mobile waste collection centers in central locations. Additionally, plans are in place to increase the capacity of solar energy systems (GES).

To protect Thrace's ecological values, fertile lands, and to take precautions against increasing drought, lobbying activities will continue to address environmental pollution and necessary measures. Efforts to raise environmental awareness will also persist through training sessions, conferences, and excursion programs.

Future plans include:

- Educating women about challenges related to our future.
- Incorporating related education into school curricula.
- Working on the efficient use of underground and surface water resources.
- Expanding recycling efforts to be more comprehensive, increasing energy efficiency, and developing infrastructure to meet energy needs from solar energy.
- Continuing waste collection efforts and implementing broader recycling projects.

Challenges and Opportunities

Out of 31 participants, 20 have responded, and institutions have reported a variety of challenges when implementing climate-related initiatives. One of the key issues is a lack of awareness and knowledge, with responses indicating that some individuals simply do not have enough information or ideas about climate action and its urgency. Economic and financial barriers are also significant, with institutions citing economic weaknesses, financial insufficiencies, and difficulty securing resources for new investments. Broader economic challenges further hinder their ability to take action. Systemic and political obstacles also play a role, as institutions often encounter only superficial support from central and local authorities, including bureaucrats and political figures, who fail to provide sincere, constructive, or actionable solutions. Additionally, global capital and government policies often prioritize other agendas, creating further obstacles.

Community and stakeholder engagement is another major difficulty, as institutions struggle to gain active participation from parents and other stakeholders, while students often show limited sensitivity or interest in climate-related topics. This lack of engagement is exacerbated by the slow and indirect impacts of climate change, which fail to capture the attention of many individuals in their daily lives. Furthermore, local environmental issues, such as pollution in the Ergene River, complicate broader sustainability efforts. Practical and infrastructure-related challenges also persist, including inadequate infrastructure to support climate actions and the need for stronger efforts in raising public awareness and fostering a culture of sustainability. These challenges highlight the need for targeted solutions in education, funding, political

commitment, and community engagement to enable institutions to effectively implement climate initiatives.

In response to the question about what additional resources or support are needed to align with the proposed actions, only 14 participants provided a variety of answers. Many emphasized the need for financial support, including grants, EU funding, and general economic assistance to implement their initiatives effectively. Some highlighted the importance of material and logistical support to increase participation in their efforts. Others mentioned the need for moral support, expressing sentiments like, "If I don't act, if you don't act, how will we bring light to the darkness?"

Another common request was for expert-led awareness training for students, particularly focusing on climate change education. To achieve this, respondents expressed the need for financial resources to hire specialists and develop infrastructure, such as systems for generating electricity from solar power. Additional needs include awareness-raising programs, personnel training, and supportive materials to enhance education and engagement. However, a few participants indicated that they were unsure of what specific resources or support they might need, reflecting a lack of clarity on the requirements for implementing such actions effectively.

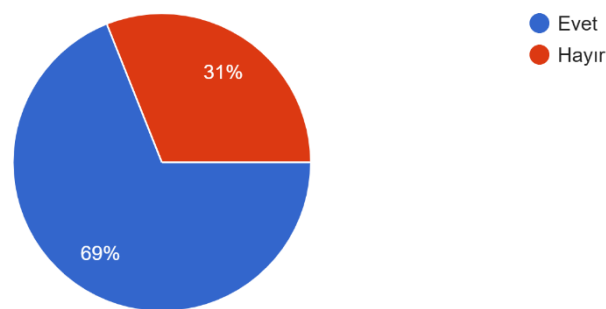


Figure 9: Opportunities for collaboration with Uzunköprü Municipality

The chart above shows the responses of 29 participants regarding the availability of opportunities for collaboration with Uzunköprü Municipality.

69% (20 respondents) answered "Yes," indicating that a majority of participants believe there are opportunities to establish partnerships or work on joint projects with the municipality. This reflects a positive outlook on collaboration and suggests that the municipality is perceived as open to partnerships.

31% (9 respondents) answered "No," suggesting that nearly one-third of participants either do not see such opportunities or perceive barriers to collaboration. This may point to a need for better communication, clearer project proposals, or addressing challenges that hinder collaboration.

In response to the question about whether there are opportunities to establish partnerships or carry out joint projects with Uzunköprü Municipality, 29 participants answered "Yes", but only 13 of them provided detailed explanations.

Participants who elaborated highlighted that projects are already being conducted in collaboration with the European Union and development agencies, as well as with other public institutions connected to these agencies. Opportunities for collaboration are seen as promising, particularly in environmental protection and community engagement.

The Uzunköprü Environmental Volunteers Association emphasized the importance of municipal support for all their activities, especially in addressing significant issues like the heavy industrial pollution caused by the Ergene River pollution. The municipality's involvement in regional and national platforms, organizing joint events such as meetings and conferences, and incorporating stakeholder input on urban projects like parks, green spaces, bike paths, and afforestation efforts were highlighted as successful examples of past and potential collaboration.

Participants also expressed appreciation for the municipality's consistent support, with remarks that the municipality has always included them in its activities and provided necessary materials. Examples of joint efforts include projects related to waste oil and battery recycling, waste oil collection, and broader environmental protection and recycling initiatives.

Suggestions for future projects include creating awareness campaigns under the leadership of the municipality, ensuring that public engagement and collaboration remain central to its initiatives. While most respondents were optimistic, a few expressed uncertainty about specific opportunities, suggesting a need for better communication about potential partnerships.

In response to the question "How do you perceive your institution's contribution to regional, national, or global climate/sustainability goals?", 17 participants provided the following details:

Several respondents emphasized that their institutions are in the process of adaptation, contributing to sustainability efforts by ensuring that recyclable waste is sorted at its source and recycled, thereby promoting environmental awareness. Additionally, clean energy is generated through solar energy systems (GES), which supports regional sustainability.

Some participants highlighted their institution's longstanding commitment to environmental values and sustainability principles, noting that they upheld these values even before they were officially defined as goals by the European Union or other global entities. Others described their contributions as positive but insufficient, stating that while there is some effort in place, more robust action is necessary to meet the goals effectively.

Several participants also recognized the impact of awareness-raising efforts led by their institutions, which have contributed to long-term awareness through training and education programs. These efforts are seen as successful and provide a foundation for broader regional awareness. Educational institutions also noted their readiness to support major ongoing projects and expand their education and awareness initiatives with students and parents, leveraging their influence to achieve greater impact.

However, some respondents, from the municipality, expressed uncertainty about their contributions, with a few stating that they currently have no active initiatives related to climate or sustainability. Others regarded their efforts as insufficient, acknowledging the need for more significant involvement in achieving sustainability goals.

In response to the question "Does your institution wish to explore innovative technologies, applications, or partnerships to enhance sustainability?" 13 participants gave contribution. 61.5% (8 participants) showed interest, 23.1% (3 participants) did not, and 15.4% (2 participants) left the question unanswered. This highlights a strong inclination toward innovation in sustainability among respondents who engaged with the question.

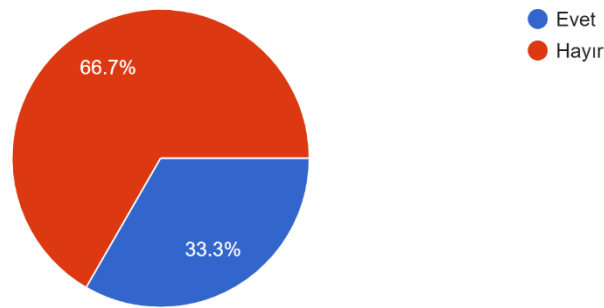


Figure 10: Institutional readiness for allocating resources for green transformation

Out of 31 respondents, 24 answered the following question: "Is your institution ready to allocate resources (financial, human, or technological) to achieve its green transformation goals?"

33.3% (8 respondents) said "Yes," indicating readiness to allocate resources such as financial investments, manpower, or technology for green transformation goals.

66.7% (16 respondents) said "No," suggesting a lack of preparedness or resources to commit toward these goals at this time.

Out of the 8 participants who answered "Yes", only 4 provided additional details about their institution's readiness, and none of the municipality respondents elaborated further. The provided details include:

Historical Commitment to Sustainability: One institution stated that it was established with a sustainability mission long before green transformation goals were formally defined and continues to operate with this vision.

Human Resource Support: A respondent highlighted their readiness to provide manpower for green initiatives.

Educational Efforts: Educators emphasized their ability to offer training and assist in promoting and disseminating green transformation projects through collaboration with students.

Awareness and Education: Another participant expressed willingness to contribute to awareness-raising campaigns and provide educational support for achieving green goals.

14 responses were collected to the following question: "What specific actions can your institution commit to in the short term (e.g., the next 1-3 years) to align with Uzunköprü Municipality's climate action and sustainability vision?" and the answers can be grouped as follows:

Institutions Unable to Commit (2 responses): Two respondents stated that they are unable to take any action or make commitments due to resource or capacity constraints.

Renewable Energy and Green Practices (4 responses): Several participants highlighted a willingness to participate in the establishment of solar energy systems (GES) and related training sessions. There was also a commitment to support recycling and green energy initiatives as part of their sustainability efforts.

Collaboration and Community Engagement (3 responses): Non-Governmental Organizations (NGOs) expressed their commitment to continuing collaborations with scientists and local leaders to raise public environmental awareness. Specific actions included sharing knowledge with women and actively contributing to all municipal sustainability actions.

Education and Awareness (5 responses): Respondents committed to providing education to parents and students, emphasizing recycling and sustainability practices. One educator mentioned implementing climate-related education as part of the curriculum, while also noting limitations due to the lack of administrative authority. Institutions expressed readiness to support and participate in partnerships to the best of their ability, offering institutional resources where possible.

Recycling Contributions (2 responses): Some institutions committed to enhancing their recycling efforts and contributing to broader municipal recycling initiatives.

Capacity Building and Training

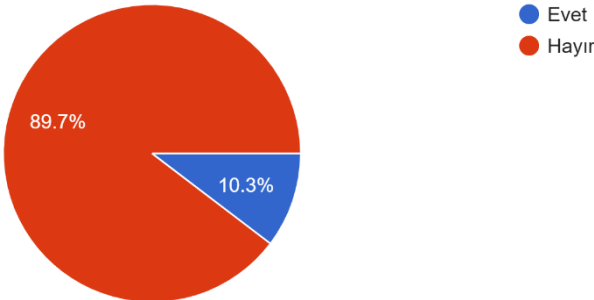


Figure 11: Participation in climate change planning efforts

Out of 29 respondents to the question "Did you participate in climate change planning efforts in 2024?", 10.3% (3 respondents) said "Yes," while 89.7% (26 respondents) said "No."

The 3 participants who answered "Yes" provided additional details about their involvement:

Project Meetings: Participation in project meetings specifically aimed at addressing climate change was highlighted.

SECAP Studies: Involvement in Sustainable Energy and Climate Action Plan (SECAP) studies, which focus on creating actionable frameworks to reduce emissions and adapt to climate change, was mentioned.

Local and Regional Initiatives: One respondent noted that they participated in meetings organized by the municipality and continued their activities through the Trakya Platform and as part of the Uzunköprü City Council. Their work aligns with broader climate and sustainability objectives at the regional level.

With nearly 90% of respondents not involved in climate change planning efforts, there appears to be a lack of engagement or opportunities for broader participation in these initiatives.

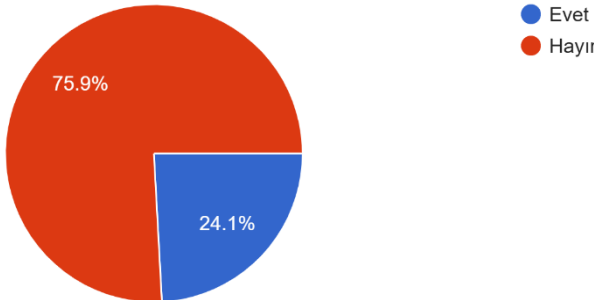


Figure 12: Participation in Climate Change and Sustainability Training in 2024

Out of 29 respondents to the question "Did you receive training on climate change or sustainability-related topics in 2024?", 24.1% (7 respondents) said "Yes," while 75.9% (22 respondents) said "No."

6 Respondents provided additional information:

Marine Conservation: Training focused on protecting marine ecosystems.

Climate Change and Waste Management: Sessions covered topics such as climate change, waste management, and recycling practices.

Project Meetings: Participation in project meetings related to sustainability and environmental issues.

Clean Energy and Waste Management: Training included information about clean energy initiatives and waste management practices.

Comprehensive Climate Change Overview: Training addressed questions such as:

- What is climate change?
- What are the potential global and regional risks?
- What actions can be taken individually, societally, nationally, and internationally to mitigate it?

Step2CleanPlan Project Participation: Engagement in the Step2CleanPlan Project meetings, which likely focused on actionable steps for sustainability.

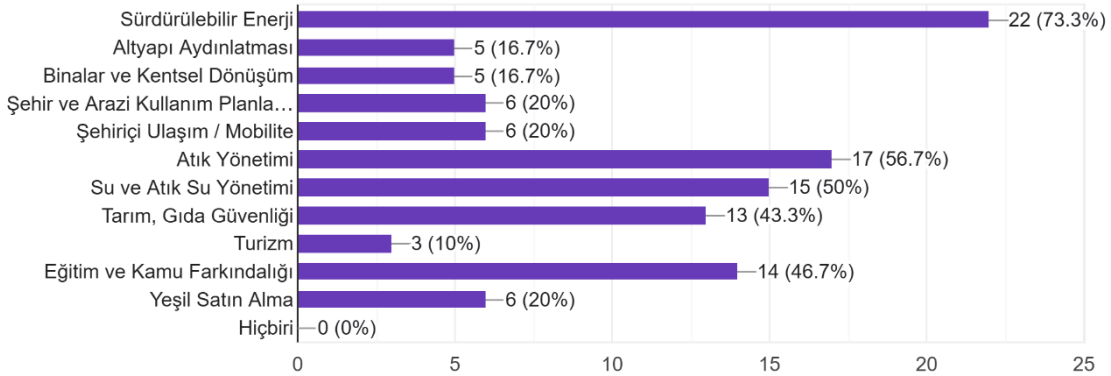


Figure 13: Most beneficial training and information areas for institutions

A total of 30 respondents, including municipalities, NGOs, and educational institutions, identified sustainable energy, waste management, water management, education, and agriculture as the most beneficial areas for training and information.

Key Topics and Frequency of Mentions:

- Sustainable Energy (27 mentions)
- Waste Management (21 mentions)
- Water and Wastewater Management (17 mentions)
- Education and Public Awareness (14 mentions)

- Agriculture and Food Security (13 mentions)
- Urban Mobility (6 mentions)
- Buildings and Urban Transformation (6 mentions)
- Land Use Planning (6 mentions)
- Infrastructure Lighting (3 mentions)
- Tourism (3 mentions)
- Green Procurement (3 mentions)

Sector-Specific Insights:

Municipality: Priorities include sustainable energy, water and wastewater management, waste management, and education, with additional focus on urban mobility and urban transformation. Emphasis was placed on comprehensive solutions to address multiple aspects of sustainability, including green procurement and tourism.

NGOs: Key areas include sustainable energy, waste management, agriculture, and water management, as well as education and public awareness. NGOs also focused on land use planning and urban mobility, reflecting their broader community engagement.

Educational Institutions: The main priorities are sustainable energy, waste management, education, and public awareness, along with water management. They also expressed interest in agriculture and food security, reflecting the integration of these topics into education and outreach programs.

Feedback and Next Steps



Figure 14: Interest in Participating in Project Mentorship Programs

Out of 28 respondents to the question "Would you like to participate in the mentorship programs that are part of the project?", 53.6% (15 respondents) said "Yes," while 46.4% (13 respondents) said "No."

Sector-Specific Insights:

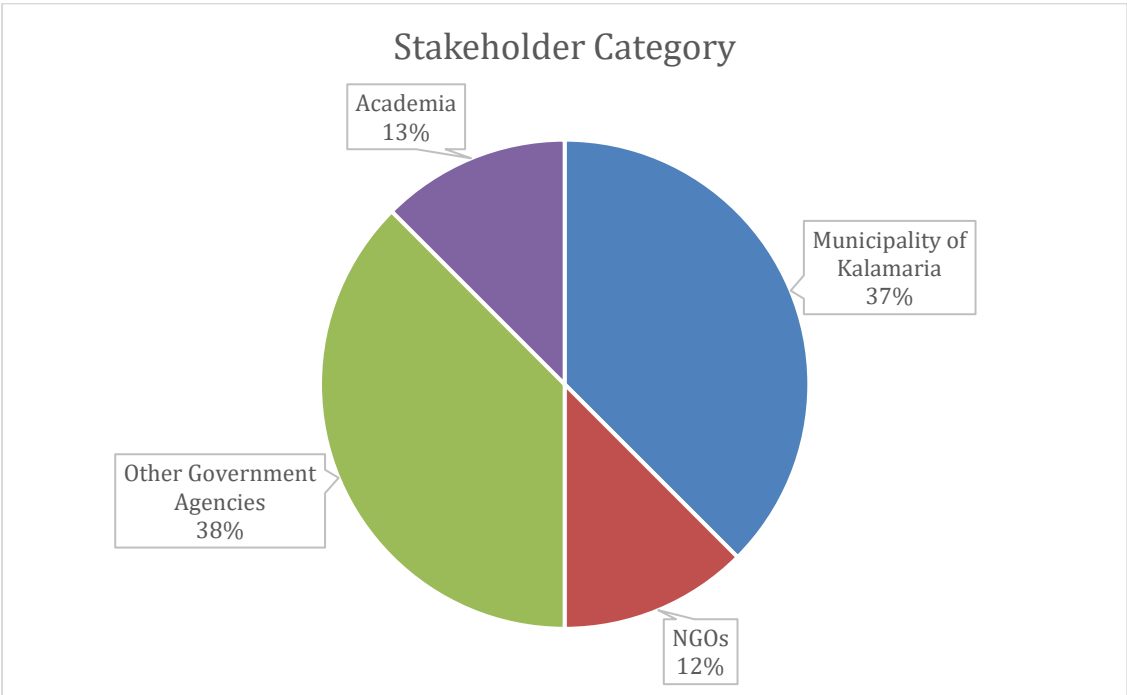
NGOs: All NGO respondents either answered "Yes" or did not respond, demonstrating either interest or neutrality toward the mentorship programs. There were no "No" responses from this group. The lack of "No" responses from NGOs suggests they are more inclined toward engaging in mentorship activities or are at least open to exploring them.

Municipality and Educational Institutions: Responses were evenly split between "Yes" and "No," with half expressing interest in the mentorship programs and the other half indicating no interest. The 50-50 split among municipalities and educational institutions indicates varied priorities or perceived relevance of mentorship programs to their organizational goals.

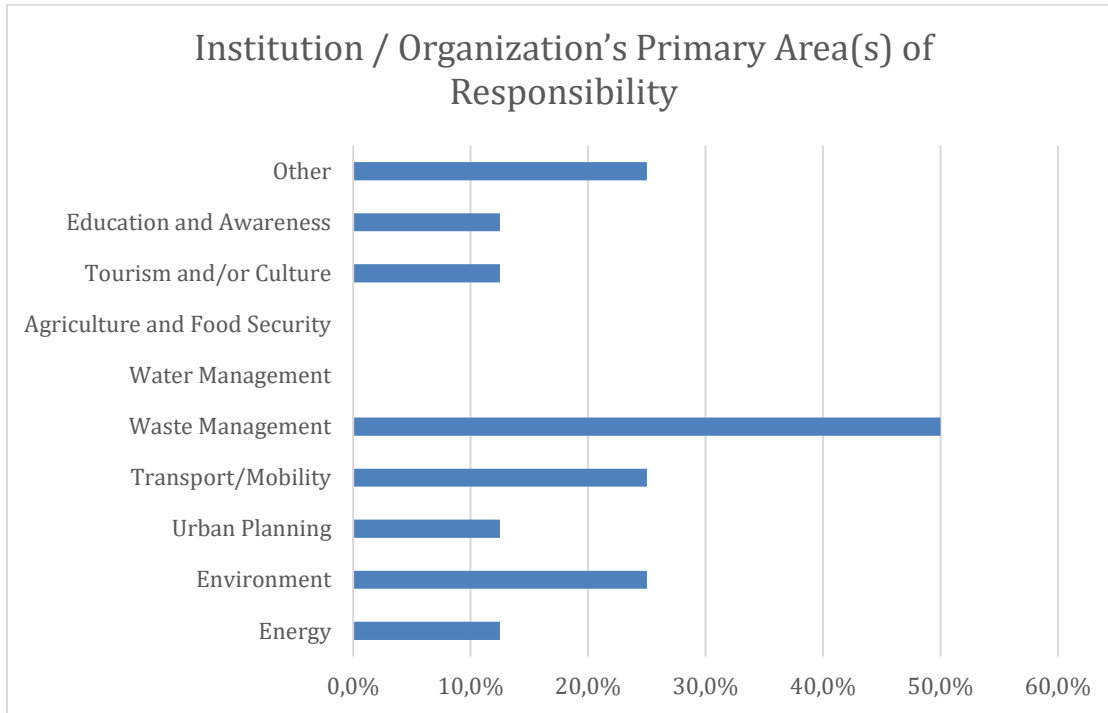
ANNEX II – Survey Results of Anatoliki

To complement the analysis of the current state of the Municipality of Kalamaria regarding its actions and policies on climate change adaptation and mitigation, [a questionnaire](#) was distributed to relevant stakeholders. The questionnaire was sent to 32 stakeholders, from local & regional government, other government agencies, academia, NGOs and relevant private companies. Out of the 32 recipients, 8 stakeholders responded.

Most of the respondents represent local and regional government (75%), with half of them (37.5%) from the Municipality of Kalamaria. Participants also included representatives from NGOs and academia.



Regarding the primary areas of responsibility of each organization, the responses indicate a wide range of sectors, with Waste Management, Transport, and Environment being the three main areas of focus.

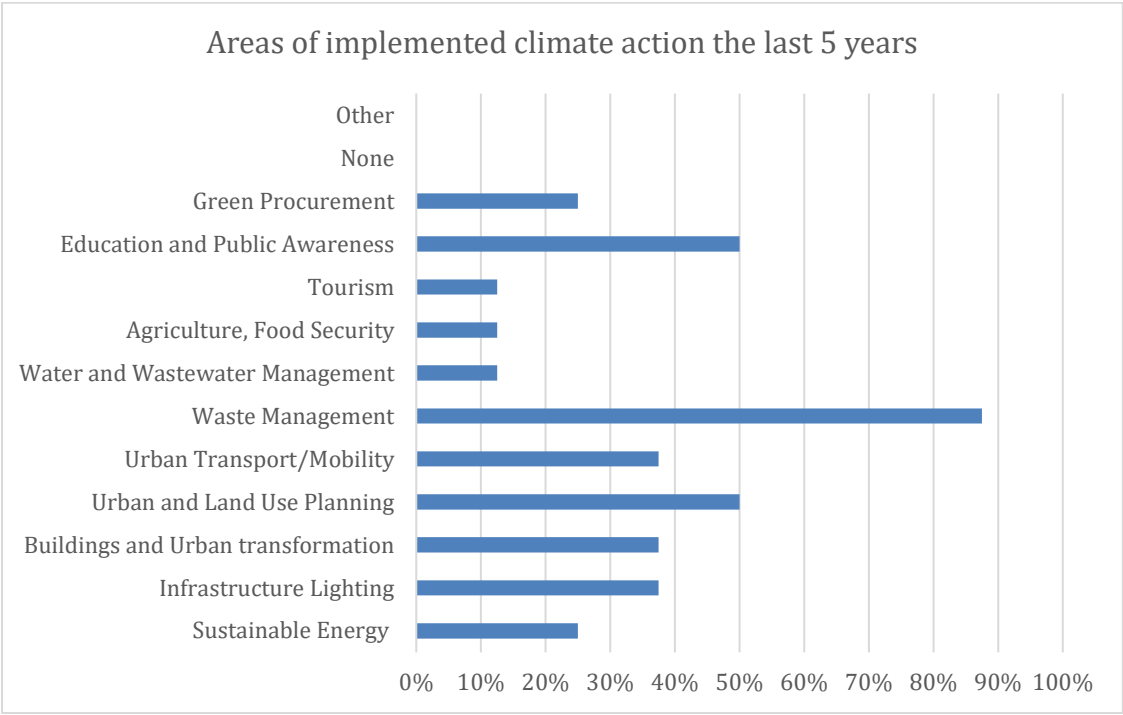


The majority of participants stated that their organization is aware of the risks of climate change (87.5%) and has previously participated in relevant initiatives (75%). Such initiatives include the development of the climate contract for Thessaloniki under the "100 Net Zero Cities" initiative and participation in relevant EU projects and other actions. Specifically, participants informed us that the Municipality of Kalamaria applied to join the European initiative for 100 Net Zero Cities by 2030. While the municipality was found eligible, it was not ultimately selected among the 100 cities.

As for management system certifications, most of the participants (75%) stated that their organization does not have one.

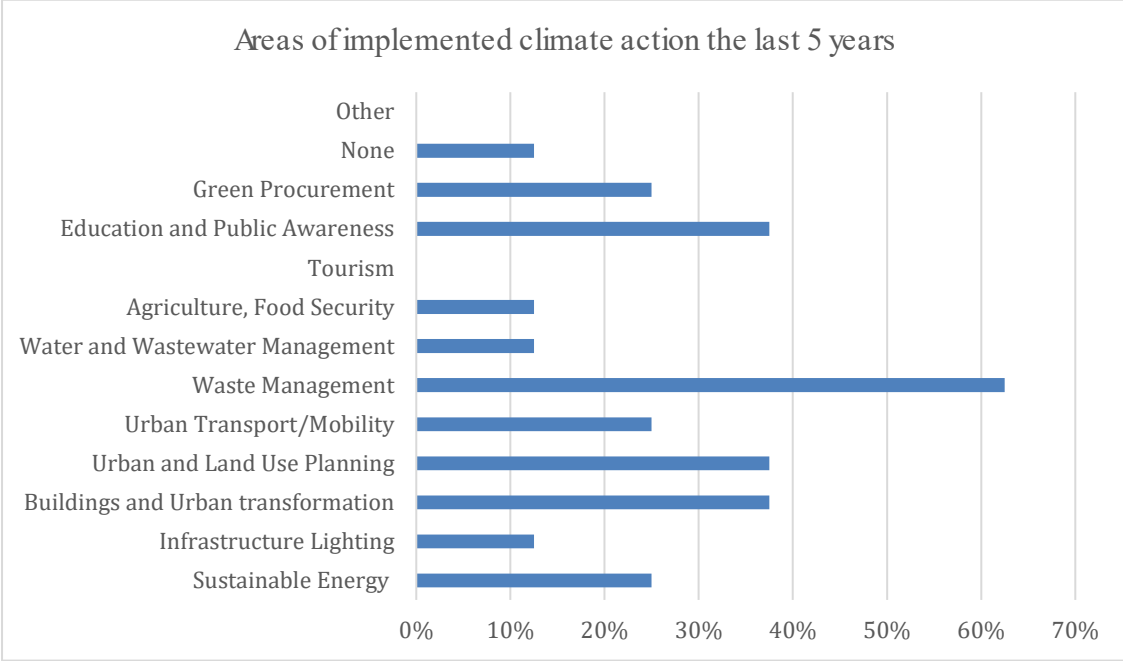
Regarding climate action vision, opinions were divided on whether their organization should commit to climate neutrality, with 62.5% in favor and 37.5% against. However, all respondents (100%) agreed that their organization should prepare a Sustainable Energy and Climate Action Plan, and they expressed willingness to take measures for a green transition.

Participants reported that their organizations have taken action in several areas over the past five years. The most common area of action was waste management (87.5%), followed by urban planning and education.



The participants listed a variety of actions undertaken by their organizations. Specifically, for the Municipality of Kalamaria, numerous projects were mentioned across different sectors. In waste management, the municipality has procured equipment for bio-waste collection and installed underground waste bins. In transportation, Kalamaria has acquired new-generation vehicles running on alternative fuels, developed plans for EV charging infrastructure, and implemented a public bike-sharing system to promote sustainable micromobility. Additionally, the municipality has procured civil protection equipment for disaster prevention and response and is developing municipal plans to reduce carbon emissions.

Looking ahead, Waste Management remains the primary area of planned activity for the next five years, followed by Education and Public Awareness, Urban and Land Use Planning, and Building and Urban Transformation.



The Municipality of Kalamaria has many actions planned for the next 5 years. Again, there are actions related to waste management (Recycling corners), transportation (supply of electric vehicles and charger stations), climate adaptation (procurement of equipment to upgrade monitoring, prevention and response capacities against natural hazards). Also, the municipality of Kalamaria is planning to develop an urban sustainable mobility plan and a building energy performance plan.

Participants identified several challenges that could hinder climate initiatives, including insufficient funding, understaffing, bureaucracy, and complex legislation. However, most respondents (75%) were optimistic about opportunities for collaboration with the Municipality of Kalamaria.

Regarding climate change education, all participants (100%) expressed willingness to participate in the project's education program. The majority (62.5%) had not received any relevant training recently. When asked about preferred topics, most respondents (50%) identified waste management as the most beneficial subject, followed by sustainable energy, which was also a popular choice.

ANNEX III – Survey Results of District Government Burgas and Association BioNetwork

In the frames of the project STEP2CleanPlan the partners from Bulgaria – District government Burgas and Association BioNetwork conducted a survey among stakeholders from Burgas and Varna region.

The survey was implemented in the period 09.01.2025-27.01.2025

The survey form was divided in main sections with different topics: General information; Awareness for the proposed actions, Climate action, environmental projects, sustainable practices, Challenges and opportunities, Capacity building and development.

- **Section 1. General Information**

In the reporting period were received 36 filled forms. They can be presented as follows:

- NGOs - 6

Eco Cluster Bulgaria, Association BioNetwork, Nikolaevka Foundation, BlueLink, Gaia Foundation, Recycle Art Academy Foundation

- Municipalities – 8

3 municipalities from Burgas region - Municipality Tsarevo, Municipality Sungurlare, Municipality Sredets

5 municipalities from Varna region - Municipality Devnya, Municipality Byala, Municipality Varna, Municipality Avren, Municipality Provadia

- Local initiative groups

Local initiative group Dolni chiflik and Byala

Local initiative fishery group Bulgarian Black Sea agreement Byala-Dolni chiflik-Avren

- 2 universities Burgas Free University

University "Prof. dr. Asen Zlatarov" – 8 representatives of the University send their feedback (rector, professors, ass. professors as well as 2 students)

- Institutions

Executive Agency Fisheries and Aquaculture

Executive Agency Marine Administration – 3 participants "Port of Burgas" LTD

Burgas Regional Forest Directorate Agriculture Institute Karnobat

Agricultural Science Center Sredets Strandja Nature Park Directorate Community center "PROBUDA 1928"

- Other stakeholders - Humana People to People Bulgaria LTD

- **Section 2. Awareness for the proposed actions**

- 1. Is your institution/organization aware of the potential risks of climate change?**

97,2 % of the participants have answered “Yes”.

2,8 % of the participants have answered “I can not answer”.

36 answers were given to this question by 36 participants, i.e. representativeness of responses is based on 100% received data. This high percentage of participants answering that they are aware of the potential risks of climate change is a prerequisite for good awareness and competence of the target group. On the other hand, the survey also seeks answers from people who do not work in the field of climate change, which is a prerequisite for increasing people's interest and responsibility towards the issue under consideration and changing their answer "No" to "Yes" in the future. The percentage distribution of participant responses is presented in Figure 1 below.

Вашата институция/организация запозната ли е с потенциалните рискове от изменението на климата?
36 отговора

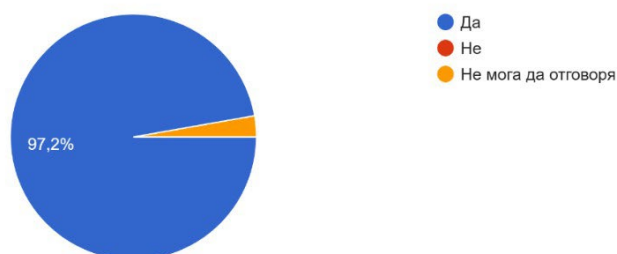


Fig. 1. Percentage distribution of answers to Question 1

- 2. Has your institution/organization previously participated in initiatives related to climate action or sustainability in your sector?**

86,1 % of the participants have answered “Yes”.

8,3 % of the participants have answered “No”.

5,6 % of the participants have answered “I cannot answer”.

36 answers were given to this question by 36 participants, i.e. representativeness of responses is based on 100% received data. The higher proportion of participants who have participated in initiatives related to climate action is a prerequisite for reliable answers to the following questions. Also of interest are the responses of the participants who have not participated in such initiatives, as potential future participants or even as the population's commitment to the current issues under consideration. The percentage distribution of participant responses is presented in Figure 2 below.

Вашата институция/организация участвала ли е преди в инициативи, свързани с действията в областта на климата или устойчивостта във Вашия сектор?
36 отговора

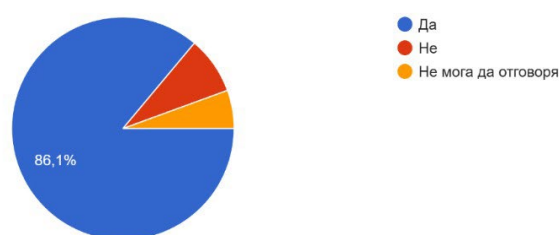


Fig. 2. Percentage distribution of answers to Question 2

3. Does your institution/organization have climate or sustainability goals/policies?

77,8 % of the participants have answered “Yes”. 8,3 % of the participants have answered “No”.

13,9 % of the participants have answered “I cannot answer”.

36 answers were given to this question by 36 participants, i.e. representativeness of responses is based on 100% received data. The conclusion is that this percentage - 22.2% of participants without climate or sustainability goals/policies should be reduced with appropriate trainings - the survey is a prerequisite for the conclusion and for directing attention to current problems, as a first step through which it is formed information database. The percentage distribution of participant responses is presented in Figure 3 below.

Вашата институция/организация има ли цели/политики за климат или устойчивост?
36 отговора

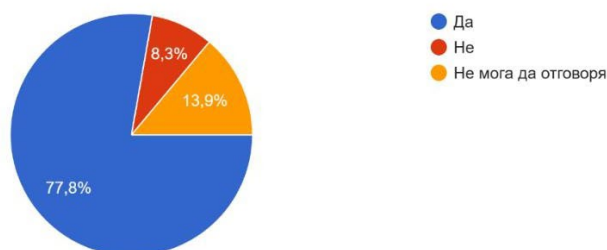


Fig. 3. Percentage distribution of answers to Question 3

4. Does your institution/organization have management system certificates for system management?

66,7 % of the participants have answered “No”.

8,4 % of the participants have answered “I do not know”.

22,2 % of the participants have certificate ISO 91-Quality Management

5,6 % of the participants have certificate ISO 141- Environmental management 2,8 % of the participants have certificate ISO 51- Energy Management

2,8 % of the participants have certificate ISO 1464 – GHG (Greenhouse gas) emission management 2,8 % of the participants have certificate ISO 9001

36 answers were given to this question by 36 participants, i.e. representativeness of responses is based on 100% received data. The share of participants who do not have certificates for a management system is high, which is a serious problem for the creation and realization of goals and tasks in the subject under consideration. The percentage distribution of participant responses is presented in Figure 4 below.



Fig. 4. Percentage distribution of answers to Question 4

5. Are you familiar with the Sustainable Energy and Climate Action Plan (SECAP)?

44,4 % of the participants have answered “Yes”.

44,4 % of the participants have answered “I have heard about it, but I do not know more”. 11,1 % of the participants have answered “I have never heard about it”.

36 answers were given to this question by 36 participants, i.e. representativeness of responses is based on 100% received data. The percentage distribution of participant responses is presented in Figure 5 below.

Запознати ли сте с Плана за действие за устойчива енергия и климат (SECAP)?

36 отговора

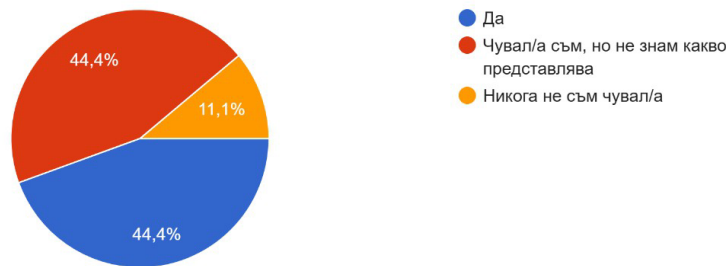


Fig. 5. Percentage distribution of answers to Question 5

6. Are you familiar with global and local regulatory documents related to climate change?

66,7 % of the participants have answered “No”.

33,3 % of the participants have answered “No, but I would like to learn more”.

36 answers were given to this question by 36 participants, i.e. representativeness of responses is based on 100% received data. A high percentage of participants (66.7%) are not familiar with global and local regulatory documents related to climate change, which following the fact that 92.7% answered Question 1 that they are aware of the potential risks of the change of the climate, is alarming. A positive trend is that this 66.7% includes participants who would like to familiarize themselves with the regulatory documents. The rest of the participants - 33% are familiar with global and local regulatory documents related to climate change, with the Paris Agreement 2015 being the most frequently mentioned, followed by: Climate Change Limitation Act and the UN Framework Convention on Climate Change. The percentage distribution of participant responses is presented in Figure 6 below.

Запознати ли сте с глобалните и местни нормативни документи, свързани с изменението на климата?

36 отговора

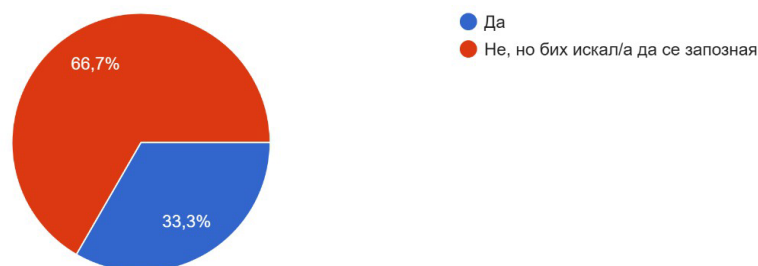


Fig. 6. Percentage distribution of answers to Question 6

- If you answered “YES” to the question, please indicate the main documents To this question the respondent stated different documents:

- Only as it relates to climate change due to shipping: 2023 IMO Strategy on Reduction of GHG Emissions from Ships; The IMO Fourth GHG study; EU ETS system;
- The Climate Change Act, the Green Deal, the Waste Management Directive and many others;
- CLIMATE CHANGE LIMITATION ACT; Paris Agreement; European Green Deal;
- Law on Energy from Renewable Sources, National Strategy for Adaptation to Climate Change, European Green Pact, Integrated Energy and Climate Plan of Republic of Bulgaria, Energy Efficiency Program of Municipality Devnia;
- Paris Agreement 2015, UN Framework Convention on Climate Change, Kyoto Protocol, Sustainable Energy Development Plan of Municipality Burgas;
- The United Nations Framework Convention on Climate Change;
- The Paris Agreement ;
- National Climate Change Action Plan.

- **If you answered “NO” to the question, please indicate the preferred form of information:**

75 % of the participants have answered “Information campaign”. 41,7 % of the participants have answered “Report”.

4,2 % of the participants have answered “Via e-mail”.

4,2 % of the participants have answered “Presentation of materials”.

4,2 % of the participants have answered “Presentations – everything linked to the local normative documents”.

An interesting fact is that electronic forms of awareness are less prevalent. The percentage distribution of participant responses is presented in Figure 7 below.

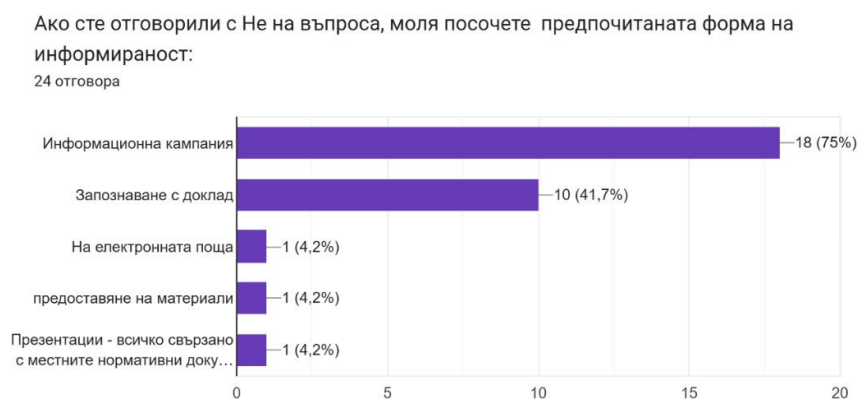


Fig. 7. Percentage distribution of answers

7. How do you introduce your employees (in a wider circle, not just the closely related specialists) to environmental and climate issues?

36,1 % of the participants have answered “Holding inner studies or seminars”. 75 % of the participants have answered “Sharing information materials”.

50 % of the participants have answered “Organization of discussions and work meetings”. 8,3 % of the participants have answered “We do not introduce the employees to it”.

2,8 % of the participants have answered “Online communication”.

36 answers were given to this question by 36 participants, i.e. representativeness of responses is based on 100% received data. The dissemination of information related to environmental and climate issues most often reaches employees through the sharing of informational materials - 75% of participants' responses. Online communication is the least represented - 2.8%, the share of which should increase given the development of technologies and the growing share of people looking for information online - this opportunity should be used rationally even among employees of an institution. The question allows more than one answer. The percentage distribution of participant responses is presented in Figure 8 below.



Fig. 8. Percentage distribution of answers to Question 7

8. How do you educate the public about environmental and climate issues?

50 % of the participants have answered “Through information campaigns”.

50 % of the participants have answered “Organization of events (seminars, webinars, exhibitions)”.

63,9 % of the participants have answered “Distribution of publications in the social and traditional media”.

22,2 % of the participants have answered “We do not take actions in this direction”.

36 answers were given to this question by 36 participants, i.e. representativeness of responses is based on 100% received data. The question allows for more than one answer. The percentage distribution of participant responses is presented in Figure 9 below.

Как запознавате обществеността с екологичните и климатичните проблеми?

36 отговора

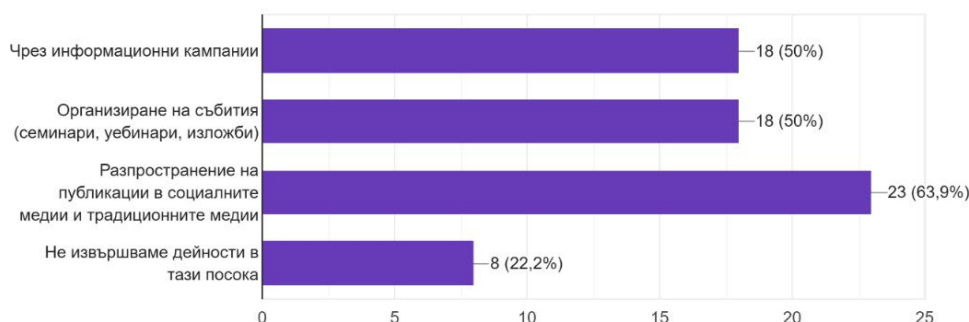


Fig. 9. Percentage distribution of answers to Question 8

- **Section 3. Climate action, environmental projects, sustainable practices**

G. Has your institution/organization implemented climate action, environmental projects or sustainable practices in the last five years? If so, in which areas?

27,8 % of the participants have answered “Sustainable energy”.

36,1 % of the participants have answered “Infrastructure/ Lightening”.

25 % of the participants have answered “Buildings and urban transformation” 11,1 % of the participants have answered “Urban and territorial planning”.

11,1 % of the participants have answered “Urban transport/mobility”. 47,2 % of the participants have answered “Waste management”.

13,9 % of the participants have answered “Water management”. 11,1 % of the participants have answered “Agriculture”

22,2 % of the participants have answered “Tourism”.

33,3% of the participants have answered “Education and public awareness”. 16,7 % of the participants have answered “Green procurement”.

8,3 % of the participants have answered “None”

2,8 % of the participants have answered “Afforestation with 2,000 species of trees in relation to NATURA 2000”.

33,3% of the participants have answered “Construction of automatic observation stations for early detection of fires”.

16,7 % of the participants have answered “Control of sulfur content in fuels used by ships”.

36 answers were given to this question by 36 participants, i.e. representativeness of responses is based on 100% received data. The percentage distribution of participant responses is presented in Figure 10 below.



Fig. 10. Percentage distribution of answers to Question 9

10. Does your institution/organization plan to implement climate action, green projects or sustainable practices in the next five years? If so, in which areas?

30,6 % of the participants have answered “Sustainable energy”.

33,3 % of the participants have answered “Infrastructure/ Lighting”.

36,1 % of the participants have answered “Buildings and urban transformation” 16,7 % of the participants have answered “Urban and territorial planning”.

8,3 % of the participants have answered “Urban transport/mobility”. 47,2 % of the participants have answered “Waste management”.

16,7 % of the participants have answered “Water management”. 13,9 % of the participants have answered “Agriculture”

27,8 % of the participants have answered “Tourism”.

36,1 % of the participants have answered “Education and public awareness”. 19,4 % of the participants have answered “Green procurement”.

8,3 % of the participants have answered “No”.

2,8 % of the participants have answered “Fuels control”.

2,8 % of the participants have answered “Urban project financing”.

Responses were received from all participants, with more than 1 response possible. The highest percentage of participants plan to continue working the hardest also in the area of "Waste Management" in the next 5 years, followed by the area of "Buildings and Urban Transformation". Again, 8.3% do not intend to plan climate action, participation in environmental projects and sustainable practices. The percentage distribution of participant responses is presented in Figure 11 below.

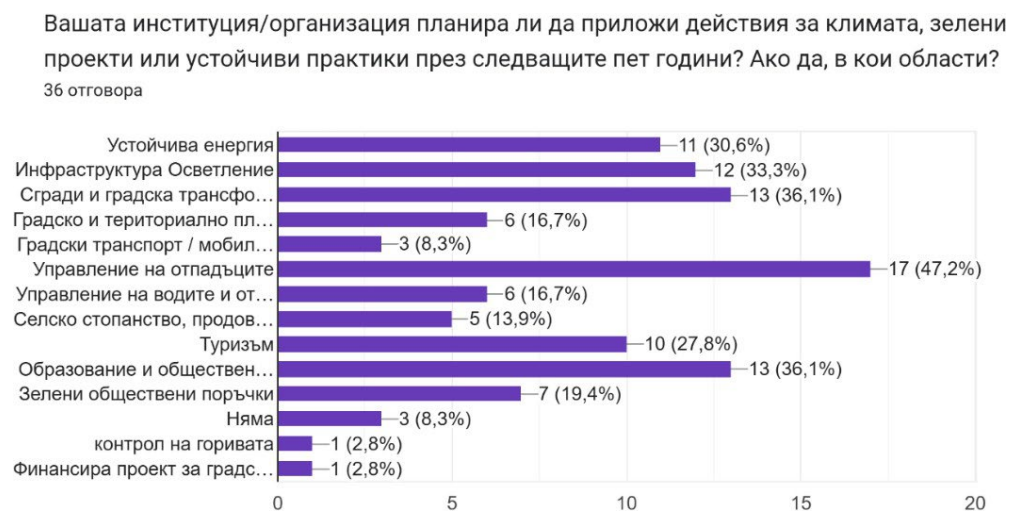


Fig. 11. Percentage distribution of answers to Question 10

- **Please tell us briefly about the projects you plan to implement in the next five years.**

Here are given some of the suggestions from the respondents. The projects that are presented are related mainly to ecology and, including projects related to climate change, waste management, etc.

- We are elaborating a local development strategy that will be closely linked to the blue economy;
- All measures laid down in the Strategy for community-led local development provide an additional financial resource and an advantage when applying with project proposals that envisage environmental protection;
- Improvement and optimization of the municipal waste management system, construction of a water cycle in the town of Sungurlare. Priority construction of WWTP and sewerage in the village of Velislav, falling within the catchment area of the Kamchia drinking water dam. Replacement of street lighting with energy-efficient ones, in settlements that still have old lighting;
- The main direction is related to the development of organic agriculture;
- Projects related to Programme for Maritime and Fisheries and the "HRD" Program
- Project under the transnational initiative (Driving Urban Transitions) on the topic "Circular Economy in an Urbanized Environment";
- The projects that the municipality plans to implement are aimed at increasing the energy efficiency of municipal buildings, researching the possibilities of using alternative energy sources and renewable energy sources, participation in a regional project to build a system for separate collection and recycling of greens, etc. biodegradable waste, projects related to the separate collection of waste, afforestation of municipal lands, etc.;

- Scientific, project, information activity, activism;
- Replacement of lighting fixtures; repair of municipal buildings;
- In general, our organization plans to hold informational events accompanied by creative workshops in schools, kindergartens, during various forums and festivals;
- We are trying to find funding and sponsors for their implementation;
- "Modernization of street lighting on the territory of Municipality of Byala, Varna region" The project proposal foresees activities for the dismantling of existing lighting fixtures and delivery and installation of new LED lighting, delivery and installation of a facility for the production and storage of electrical energy from renewable sources for own consumption in the VIO system;
- Educational programs, campaigns and courses, scientific research, campus landscaping, recycling and waste management, improving the energy efficiency of buildings, use of renewable energy sources, sustainable transport, cooperation with local and international organizations, universities, Burgas Municipality, etc.;
- Cooperation with local communities and NGOs. Trainings for NGOs and activists on topics related to children's rights and climate, and the protection of fundamental rights;
- Projects in the field of infrastructure, energy efficiency, tourism, culture. Participating in partnerships to apply with concepts and their realization. Projects related to approved Strategies for Community led local actions of local initiatives groups and local initiatives fishery groups and others;
- Increasing the resilience and the ability to adapt forest ecosystems to climate change" The goal is oriented towards creating conditions for increasing the resilience and the ability to adapt forest ecosystems to climate change in accordance with Measure 1.4 of the National strategy for development of the forest sector 2013-2020;
- Projects related to limiting noise pollution; air quality research and analysis projects; improvement of parks and installation of solar panels for energy production; Participation in the Green City Agreement; Realization of climate goals set in Plan for integrated development of the municipality and the Green City Plan;
- Capacity building in the field of climate change;
- Control over the storage and transfer of waste and wastewater from ships
- Energy efficiency, utilization of construction waste;
- Constant control of ships visiting Bulgarian seaports to comply with international, European and national requirements for the protection of the sea and air from pollution;
- The role of marine phytoplankton in the processes of photosynthesis;
- For now, we do not have an approved project, but we want to renew our existing routes and renew signs, viewpoints, bridges, railings, benches, tables and recreation areas, etc.;
- The company's business is directly related to policies to limit the effects of climate change;
- The projects are related to the training of responsible and educated graduates of the university;
- Sustainable energy;
- We will continue to work mainly with information campaigns on all the above-mentioned topics;

- Sustainable use of fishery resources;
- Energy efficiency of public buildings; Street lighting from renewable sources in populated areas;
- A climate conference with a wide range of stakeholders, climate education with the EnROADS simulator and other campaigns with the European Climate Pact
- Work on European projects in the field of Ecology;
- We are still considering them;

- There are none at the moment according to 4 participants.

11. How do you inform the public about the ongoing actions, environmental projects and sustainable practices you implement?

61,1 % of the participants have answered “Through social media”. 52,8 % of the participants have answered “Media publications”.

63,9 % of the participants have answered “Information campaigns”. 55,6 % of the participants have answered “Organization of events”.

8,3 % of the participants have answered “We do not inform the public” 2,8 % of the participants have answered “Science”

36 answers were given to this question by 36 participants, i.e. representativeness of responses is based on 100% received data. The percentage distribution of participant responses is presented in Figure 12 below.

Как запознавате обществеността с текущите действия, екологични проекти и устойчиви практики, които реализирате?
36 отговора

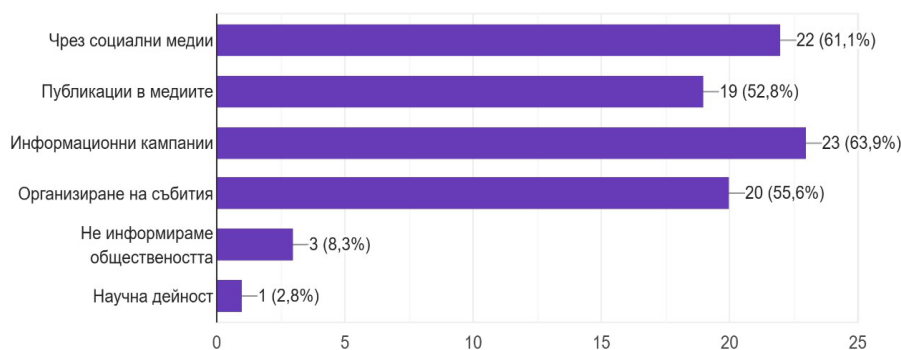


Fig. 12. Percentage distribution of answers to Question 11

12. What measures do you use to limit atmospheric air pollution?

63,9 % of the participants have answered “Preventative measures”.

16,7 % of the participants have answered “Sanctions – fines, regulations”. 22,2 % of the participants have answered “We do not apply any measures”.

2,8 % of the participants have answered “Preventative measures and sanctions”.

2,8 % of the participants have answered “Businesses that prolong the use of textile”

On this question, 36 answers were given by 36 participants, i.e. representativeness of responses is based on 100% received data. Preventive measures (63.9%) occupy a higher percentage than punitive measures (16.7%), probably with the aim of increasing prevention before pollution. 22.2% of the participants do not apply measures, the share of which should decrease with the

application of appropriate training and practices. The percentage distribution of participant responses is presented in Figure 13 below.

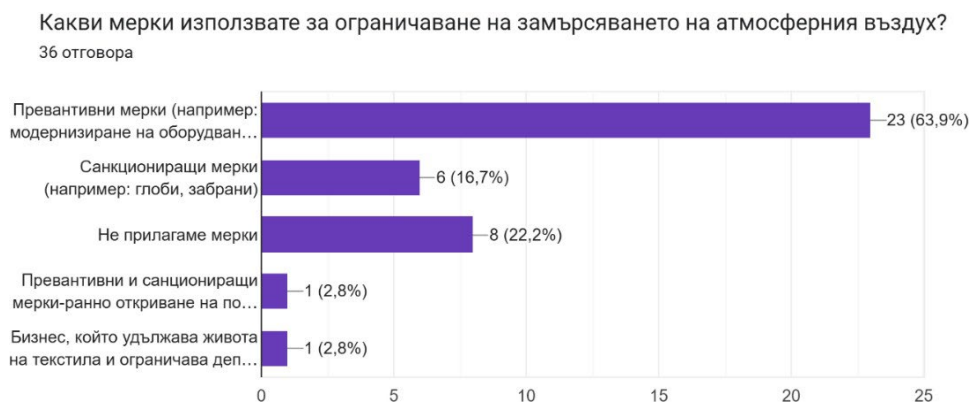


Fig. 13. Percentage distribution of answers to Question 12

13. How do you monitor compliance with these measures?

33,3 % of the participants have answered “Regular checks”.

33,3 % of the participants have answered “Monitoring of the quality of the air”. 33,3 % of the participants have answered “Signals from citizens”.

19,4 % of the participants have answered “We do not perform control”.

2,8 % of the participants have answered “This is company’s business model for more than 20 years”

2,8 % None

36 answers were given to this question by 36 participants, i.e. representativeness of responses is based on 100% received data. The percentage distribution of participant responses is presented in Figure 14 below.

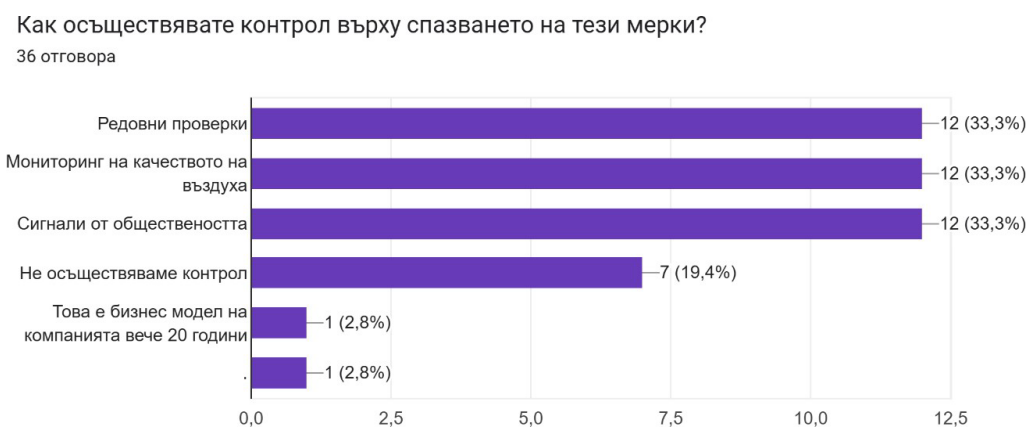


Fig. 14. Percentage distribution of answers to Question 13

- **Challenges and opportunities**

14. What are the biggest challenges your organization faces in implementing climate-related initiatives?

86,1 % of the participants have answered “Lack of financial resources”

36,1 % of the participants have answered “Insufficient expertise and human resources” 11,1 % of the participants have answered “Limited cooperation with other organizations” 22,2 % of the participants have answered “Lack of public support and understanding”

22,2 % of the participants have answered “Regulatory or administrative obstacles” 2,8 % of the participants have answered “We do not finance such initiatives”

All participants answer the question, and the question allows for more than one answer from the participants. The financial resource is the main factor in the implementation of initiatives - 86.1% of the respondents indicated this answer, followed by the human potential factor - 36.1%. Lack of public support and understanding, as well as regulatory and administrative obstacles, accounted for 22.2%. Only 2.8% finance such initiatives themselves. The percentage distribution of participant responses is presented in Figure 15 below.



Fig. 15. Percentage distribution of answers to Question 14

15. What additional resources does your organization need to implement the planned actions?

86,1 % of the participants have answered “Financial resources”

50 % of the participants have answered “Specialized training and expertise” 55,6 % of the participants have answered “Access to innovative technologies”

38,9 % of the participants have answered “Partnerships with other organizations” 2,8 % of the participants have answered “Available equipment”

2,8 % of the participants have answered “State strategy and supporting policies”

36 answers were given to this question by 36 participants, i.e. representativeness of responses is based on 100% received data. Again, the participants indicate the financial resource as the main resource for implementing planned actions (86.1%), followed by: "Access to innovative technologies" (55.6%) and "Specialized training and expertise" (50%). Partnerships with other organizations also occupy a high percentage - 38.9%. The lowest percentage shares are: "Availability of equipment" and "State strategy and policies" - 2.8% each. Obviously, the participants believe that the state strategy and policies on the topic under consideration are sufficiently well developed and that no more specialized equipment than the one they have is needed to implement their planned actions. But certainly, these factors also affect the implementation of activities related to climate change. The percentage distribution of participant responses is presented in Figure 16 below.

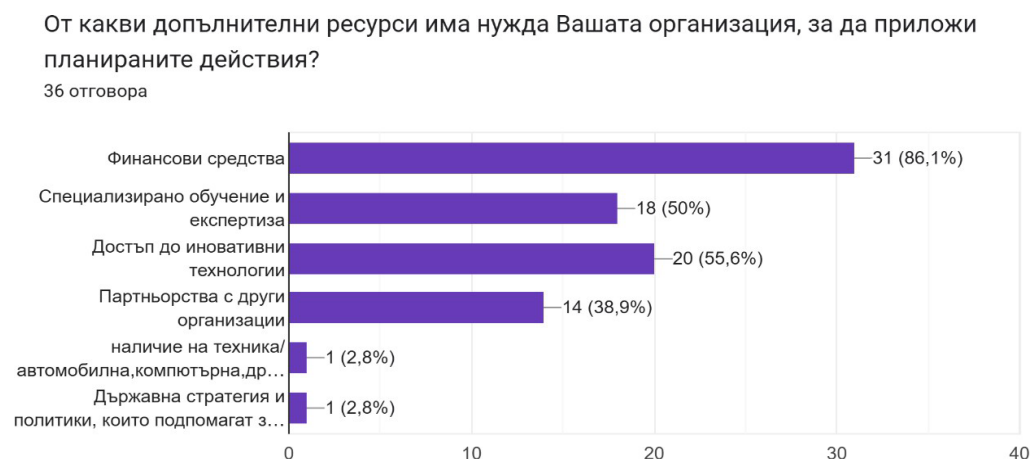


Fig. 16. Percentage distribution of answers to Question 15

16. How can your institution/organization contribute to regional, national or global climate/sustainability goals?

69,4 % of the participants have answered "Development and implementation of sustainable practices"

52,8 % of the participants have answered "Organization of educational campaigns"

61,1 % of the participants have answered "Encourage cooperation and exchange of good practices"

69,4 % of the participants have answered "Participation in national and international projects"
2,8 % of the participants have answered "Science"

2,8 % of the participants have answered "Continuous control" which is the percentage

share of the continuous control. The percentage distribution of participant responses is presented in Figure 17 below.

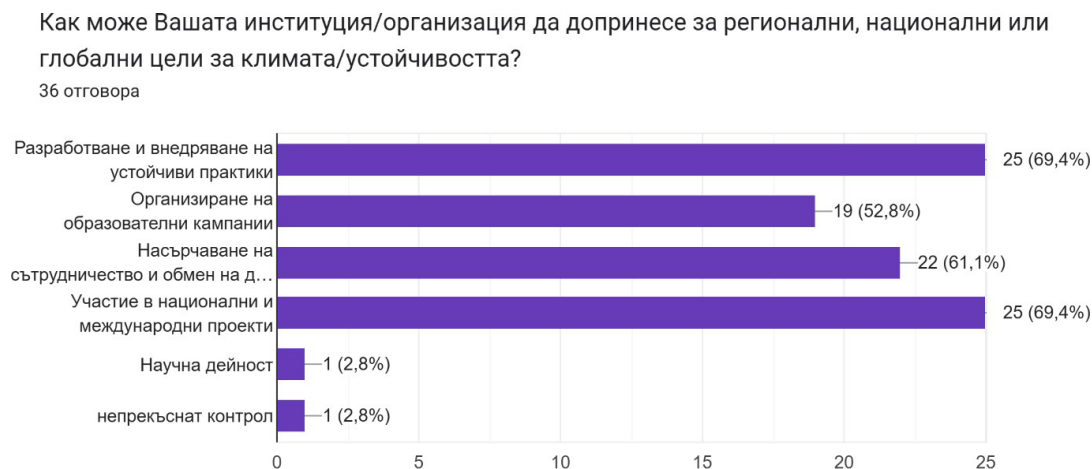


Fig. 17. Percentage distribution of answers to Question 16

17. Are there innovative technologies, practices or partnerships that your institution is exploring or would like to explore to improve sustainability?

16,7 % of the participants have answered “Yes, we already work on concrete decisions”

66,7 % of the participants have answered “Yes, we would like to learn more about new technologies and practices”

13,9 % of the participants have answered “We are not interested in the moment, may be in future”

2,7 % of the participants have answered “No, we are not interested”

36 answers were given to this question by 36 participants, i.e. representativeness of responses is based on 100% received data. The high percentage of those seeking innovative technologies and practices is a prerequisite for an increase in the percentage share of those already researching specific solutions leading to specific actions. The percentage distribution of participant responses is presented in Figure 18 below.

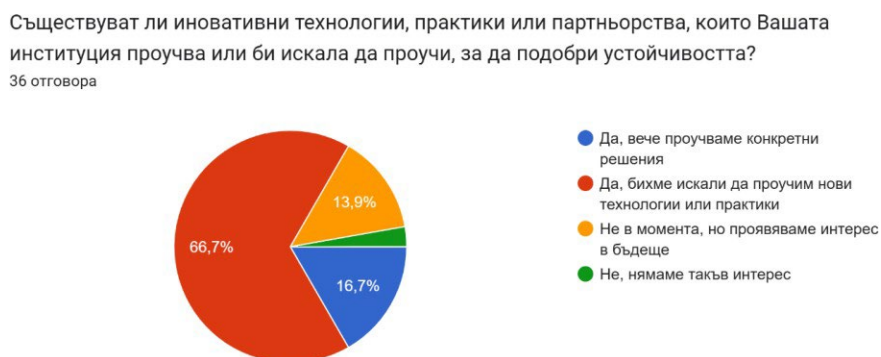


Fig. 18. Percentage distribution of answers to Question 17

18. Is your institution/organization ready to allocate resources (financial, human or technological) to achieve the goals of the green transition?

41,7 % of the participants have answered “Yes” 22,2 % of the participants have answered “No”

36,1 % of the participants have answered “I cannot answer”

36 answers were given to this question by 36 participants, i.e. representativeness of responses is based on 100% received data. Ready to allocate resources (financial, human or technological) to achieve the goals of the green transition are 41.7% and a total of 58.3% are not ready or cannot assess, which is a factor in achieving the set goals. The percentage distribution of participant responses is presented in Figure 19 below.

Вашата институция/организация готова ли е да отдели ресурси (финансови, човешки или технологични) за постигане на целите на зеления преход?
36 отговора

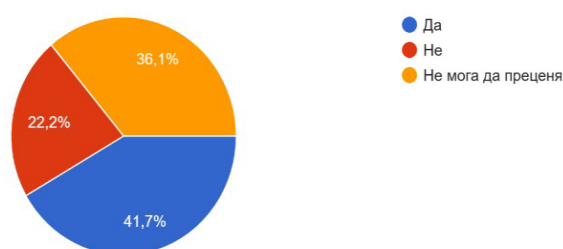


Fig. 17. Percentage distribution of answers to Question 18

- **19. Do you think that the population is sufficiently well informed about climate change, the risk factors and the measures taken to reduce climate problems?**

66,7 % of the participants have answered “To some extent” 27,8 % of the participants have answered “No”

5,5 % of the participants have answered “Yes”

All participants responded - 100% representativeness of the results. Deviating are the answers of 66.7% of the respondents, followed by "No" (27.8%). Only 5.5% of the respondents consider that the population is sufficiently informed about climate change, risk factors and the measures taken to reduce climate problems. These results show the need to improve the awareness of the population through various methods indicated in some of the previous questions (information campaigns, media, electronic form, etc.). The percentage distribution of participant responses is presented in Figure 20 below.

Считате ли, че населението е достатъчно добре информирано за изменението на климата, рисковите фактори и предприеманите мерки за намаляване на климатичните проблеми?
36 отговора

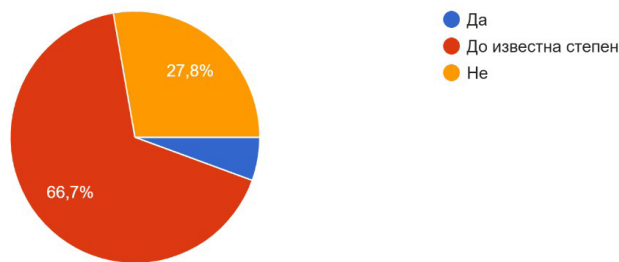


Fig. 20. Percentage distribution of answers to Question 19

20. What are the main challenges to awareness in this area?

47,2 % of the participants have answered “Insufficient resources for information campaigns”
47,2 % of the participants have answered “Complexity of the scientific information”

66,7 % of the participants have answered “Lack of interest in the population” 22,2 % of the participants have answered “Limited access to information”

Informing about the potential risks would increase the interest of the population and reduce the rate of the first response indicated. All participants responded, with the question allowing for more than one response per participant. The percentage distribution of participant responses is presented in Figure 21 below.

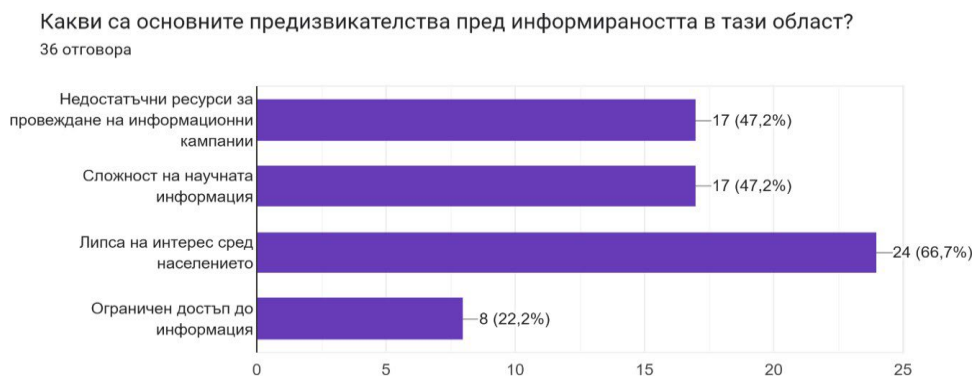


Fig. 21. Percentage distribution of answers to Question 20

21. What public awareness methods do you use?

52,8 % of the participants have answered “Conducting information campaigns” 44,4 % of the participants have answered “Educational programs and lessons”

69,4 % of the participants have answered “Dissemination of media publications”

61,1 % of the participants have answered “Participation in local events and initiatives”

8,3 % of the participants have answered “We do not use public awareness methods”

All participants responded, with the question allowing for more than one response per participant. The percentage distribution of participant responses is presented in Figure 22 below.

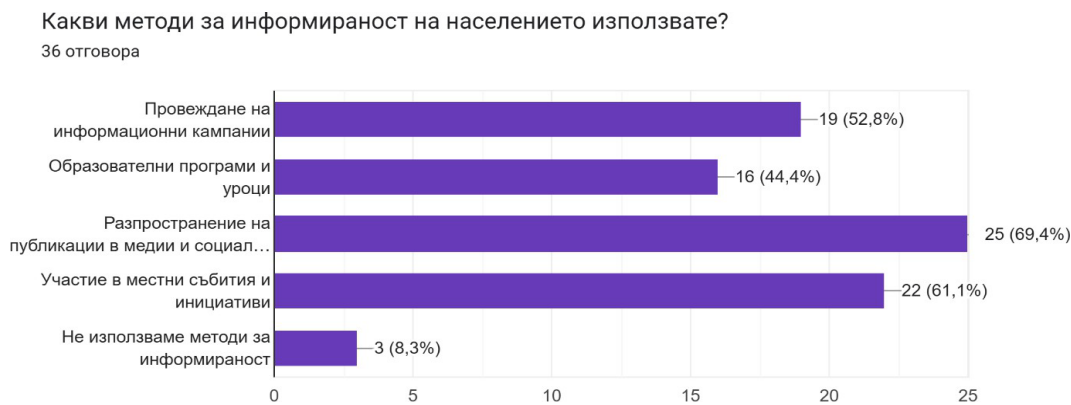


Fig. 22. Percentage distribution of answers to Question 21

- **Capacity building and development**

22. Have you participated in planning studies related to climate change in 2024?

75 % of the participants have answered “No” 25 % of the participants have answered “Yes”

36 answers were given to this question by 36 participants, i.e. representativeness of responses is based on 100% received data. This large range between the two responses indicates the need for more research and outreach campaigns on the importance of expert involvement in climate change-related planning studies. The percentage distribution of participant responses is presented in Figure 23 below.

Участвали ли сте в проучвания за планиране, свързани с изменението на климата през 2024 г.?
36 отговора

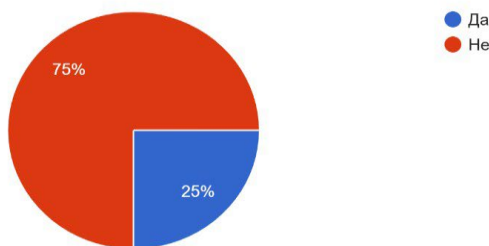


Fig. 23. Percentage distribution of answers to Question 22

23. Have you received training on topics related to climate change or sustainability in 2024?

63,9 % of the participants have answered “No” 36,1 % of the participants have answered “Yes”

36 answers were given to this question by 36 participants, i.e. representativeness of responses is based on 100% received data. The analysis of all responses confirms the need to conduct such trainings that will inform and increase the knowledge of both experts and non-specialists in the field. The percentage distribution of participant responses is presented in Figure 24

below.

Получавали ли сте обучения по теми, свързани с изменението на климата или устойчивостта през 2024 г.?
36 отговора

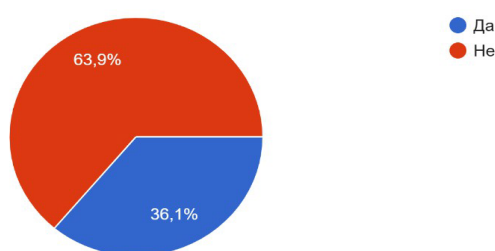


Fig. 24. Percentage distribution of answers to Question 23

24. Which areas of study or knowledge would be most useful to you or your institution/organization?

63,9 % of the participants have answered “Managing climate change projects”

55,6 % of the participants have answered “Use of innovative technologies for sustainability”

47,2 % of the participants have answered “Development and implementation of climate change adaptation policies”

55,6 % of the participants have answered “Environmental education and awareness”

52,8 % of the participants have answered “Funding and fundraising for environmental initiatives”

44,4 % of the participants have answered “Monitoring and evaluation of sustainable practices”

44,4 % of the participants have answered “Cooperation and building partnerships”

The lowest percentage share (44.4%) is equally occupied by: Monitoring and evaluation of sustainable practices and Cooperation and building partnerships. High importance is given to work on projects and policies related to climate change, although monitoring their implementation and the use of innovative technologies are also essential. The percentage distribution of participant responses is presented in Figure 25 below.

Кои области на обучение или знания биха били най-полезни за Вас или Вашата институция/организация?

36 отговора

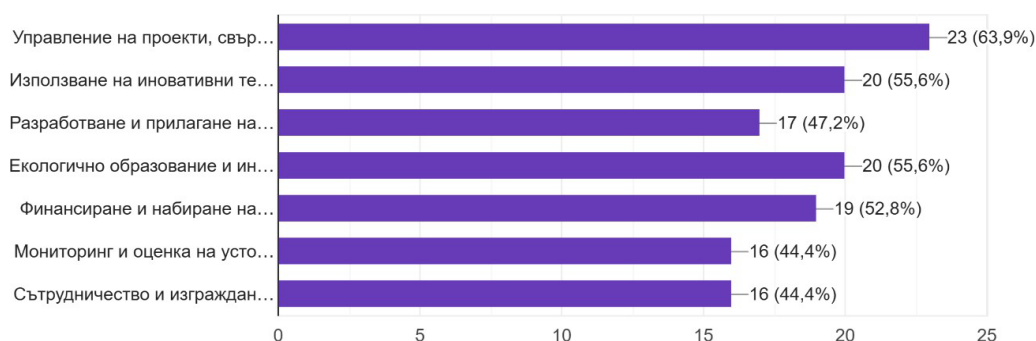


Fig. 25. Percentage distribution of answers to Question 24

- **Do you have additional suggestions?**

Asked for additional suggestions to the previous question, some of the participants indicated:

- 5 of the participants have answered “No”
- Revision of the green deal in relation to the impermissible use of fertile land for the installation of wind generators and photovoltaics, also in tourist and fishing areas such as the Black Sea.
- To organize trainings on topics related to climate change.
- Contact us and submit a proposal for cooperation
- I am afraid that due to lack of sufficient information on these matters, I would not be able to offer anything constructive. Thank you!
- Partnership with other organizations
- Provision of incentives (awards, scholarships) to students who have achievements in this field, inclusion of students in internships and in projects with the assistance of the regional administration on the subject
- On a strict legislative level and through media space to inform the population.
- Supporting businesses that implement sustainable resource management practices
- Need for climate education in schools and increasing the capacity of the administration.

25. Do you have information to what extent the local population (especially risk groups with low education) realize personal responsibility for climate change?

63,9 % of the participants have answered “No, most of them do not realise”

16,7 % of the participants have answered “We do not have information” 11,1 % of the participants have answered “Yes, most of them do realise” 8,3 % of the participants have answered “To some extent”

Unfortunately, a large part of the risk groups with a lower level of education do not realize their personal responsibility for climate change - this is what 63.9% of the respondents believe. 11.1% have the opposite opinion - "Yes, a large part is aware of it". Next is the share of participants who do not have information on the matter - 16.7%. For 9.3% of the respondents, the answer "To some extent" is correct. These results show that people falling into this risk group need to increase their educational level and, above all, their knowledge about the risks of climate change and the importance of the responsibility of each of us. The percentage distribution of participant responses is presented in Figure 26 below.

Имате ли информация до каква степен местното население (особено рисковите групи с ниско образование) осъзнава личната отговорност за климатичните промени?
36 отговора

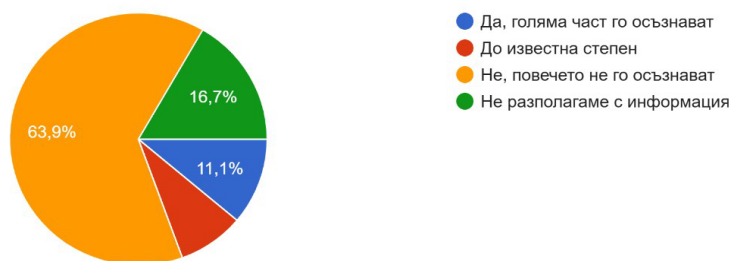


Fig. 26. Percentage distribution of answers to Question 25

26. What are the main risks that the population needs to understand about the environment and human health?

77,8 % of the participants have answered “Increase in pollution” 72,2 % of the participants have answered “Loss of biodiversity”

80,6 % of the participants have answered “Increase in health problems”

75 % of the participants have answered “Increase in extreme climate events” 2,8 % of the participants have answered “Fertility, psychological changes”

2,8 % of the participants have answered “All of the above”

All participants responded, with more than one response possible from each participant for this question. The percentage distribution of participant responses is presented in Figure 27 below.

Какви са основните рискове, които населението трябва да разбере за околната среда и здравето на хората?

36 отговора

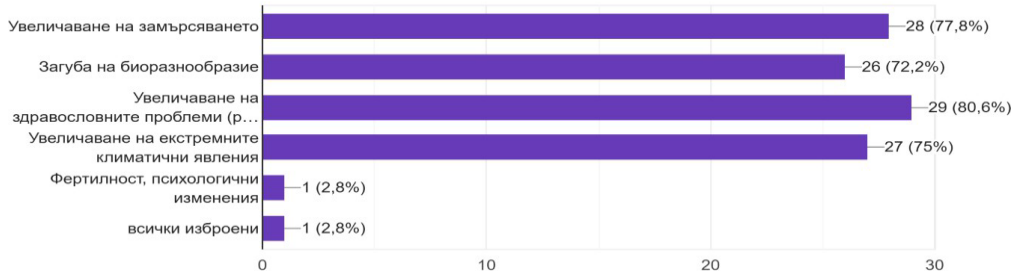


Fig. 27. Percentage distribution of answers to Question 26

27. Was this survey useful?

88,9 % of the participants have answered “Yes” 11,1 % of the participants have answered “No”

36 answers were given to this question by 36 participants, i.e. representativeness of responses is based on 100% received data. This result shows the need for conversation and action on climate change and sustainability issues. The percentage distribution of participant responses is presented in Figure 28 below.

Беше ли полезна настоящата анкета?

36 отговора

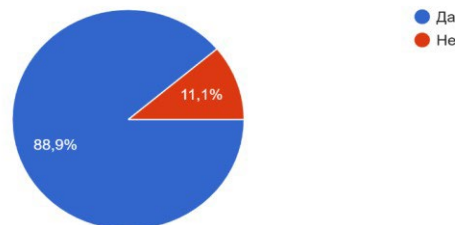


Fig. 28. Percentage distribution of answers to Question 27

Elaborated by:

District government Burgas Asociation BIONetwork